



FEDERAL MINISTRY OF ENVIRONMENT
HYDROCARBON POLLUTION REMEDIATION
PROJECT
(HYPREP)

HYPREP ACTIVITIES
REPORT
OCTOBER
2025

Table of Contents

LIST OF ABBREVIATIONS	iii
BACKGROUND	4
1.0 Environmental Remediation Unit.....	6
1.1 Remediation Execution	6
1.1.2 Site Characterization and Mobilization.....	6
1.1.3 Remediation Action Phase.....	6
1.2 Progress and Completion	7
1.2.1 Treatment Summary	8
Plate5: Biosparging Setup at SMR Lot 015	31
1.2 Shoreline Clean-up	33
1.3 Mangrove Restoration	42
1.3.1 Summary of Mangrove Planting at Bomu Shoreline	42
1.3.3 Long-Term Mangrove Monitoring.....	46
1.3.4 Summary of Long-Term Mangrove Monitoring	Error! Bookmark not defined.
Site Photos	47
1.4. QUALITY ASSURANCE/QUALITY CONTROL (QAQC) FOR ENVIRONMENTAL REMEDIAION UNIT SITES IN AUGUST 2025	49
2.0 Provision of Potable Water	Error! Bookmark not defined.
3.0 Alternative Livelihoods	Error! Bookmark not defined.
Objectives	Error! Bookmark not defined.
Schools Covered	Error! Bookmark not defined.
3.1 LIVELIHOOD UNIT 2025 WORK STREAMS	64
4.0 The Public Health Unit	68
4.1 Cottage Hospital Buan Khana LGA	Error! Bookmark not defined.
4.1.1 Status of Activities	Error! Bookmark not defined.
5.0 Centre of Excellence for Environmental Restoration Unit (CEER).....	Error! Bookmark not defined.
5.1 Planned Activities and Status of Implementation	Error! Bookmark not defined.
5.1.1 Planned Activities	Error! Bookmark not defined.
5.1.2 Achievement.....	Error! Bookmark not defined.
5.2 Challenges.....	Error! Bookmark not defined.
6.0 Ogoniland Power Transmission Line Project, Phase 1	102
6.1 Project Administration	103
6.2 Summary of Performance Status	103
6.3 Transmission Lines	103
6.4 Wiiyaakara Substation	104

6.5 Bodo Substation.....	104
6.6 Activities Photos	105

LIST OF ABBREVIATIONS

BOT -	Board of Trustee
FGN -	Federal Government of Nigeria
GC -	Governing Council
HYPREP -	Hydrocarbon Pollution Remediation Project
LGA -	Local Government Area
PCO -	Project Coordination Office
PC -	Project Coordinator
QAQC -	Quality Assurance and Quality Control
SCAT -	Shoreline Clean-up Assessment Technique
SPDC -	Shell Petroleum Development Company of Nigeria
UNEP -	United Nations Environmental Programme
NOSDRA -	National Oil Spill Detection and Response Agency

BACKGROUND

The Federal Government of Nigeria (FGN) commissioned the United Nations Environmental Program (UNEP) to conduct an independent environmental assessment of Ogoniland in 2006. The UNEP report 'Environmental Assessment of Ogoniland' was submitted to the FGN in August 2011. The report had recommendations for the Nigerian Government, Oil companies (with operational interest in Ogoniland), and the Ogoni community. One of the key recommendations is for the Government to establish a body with the mandate to oversee the implementation of the UNEP report. The Hydrocarbon Pollution Remediation Project (HYPREP) was established in July 2012 under the Ministry of Petroleum as the vehicle for implementing the UNEP report recommendations, but the initial efforts by HYPREP were less than successful thus the organisation soon became moribund.

In June 2016, the FGN flagged off the Ogoniland Clean-up Campaign at Patrick Waterside, Bodo. A restructured HYPREP was established under the Federal Ministry of Environment (FMEEnv) with a governance structure comprising of the Governing Council (GC), Board of Trustees (BOT), and Project Coordination Office (PCO) as stipulated in the Gazette.

As recommended in the UNEP report, the initial scope of projects and programs to be implemented by HYPREP are to cover the following key areas:

- **Environmental Remediation:** Clean-up of the hydrocarbon-impacted sites, restoration of artisanal refining sites and any other identified polluted sites in the report including the clean-up of contaminated land, treatment of contaminated sediments, decontamination of groundwater, treatment of surface water, restoration of swamplands, mangrove restoration, and rehabilitation, surveillance, and monitoring during and following clean-up operations in Ogoniland.
 - **Potable Water Supply:** Providing safe and alternative drinking water for communities whose water sources were contaminated by hydrocarbon pollution and rehabilitating selected existing water supply schemes amongst the eight (8) Emergency Measures that warranted immediate action.
-

- **Alternative Livelihoods:** Sustainable alternative livelihood programs for the Ogonis particularly those engaged in artisanal refining and oil bunkering, as well as other initiatives to address the socioeconomic impacts of oil pollution.
 - **Public Health Assessments:** Investigations and evaluations of the nature, scope, and scale of impacts of hydrocarbon pollution on the health of the Ogoni people, and programs and infrastructures to monitor, mitigate, and remedy the impact.
 -
 - **Centre of Excellence for Environmental Restoration:** The Centre of Excellence for Environmental Restoration in Ogoniland is expected to be a world-class research and capacity development centre that will play host to researchers across the globe in environmental management, pollution mitigation, remediation, and environmental sustainability. This Centre was recommended in the Environmental Assessment of Ogoniland Report 2011.
 - **Ogoniland Power Transmission Line Project, Phase 1:** The Hydrocarbon Pollution Remediation Project (HYPREP) was set up to implement the Environmental Assessment of Ogoniland by the United Nations Environment Programme (UNEP) – 2011. The Ogoniland Power Transmission Line Project, Phase 1 was not part of the UNEP recommendations. However, HYPREP through the HYPREP Governing Council has thought it essential to provide efficient Electric Power in Ogoniland from the national grid. This Power Project will help to support projects that require urgent sustainability as recommended in the environmental assessment of Ogoniland Report 2011, such as the Centre of Excellence for Environmental Restoration (CEER), Health infrastructure, Potable Water Schemes across Ogoniland, and various livelihoods programmes. Overall, the value chain is innumerable.
-

Environmental Remediation Unit

This report aims to provide an overview of the Environmental Remediation Unit's activities during the month of October 2025. It covers the various sub-units' activities under the Environmental Remediation Unit. The report details the activities undertaken by different sub-units, which are as follows:

- Remediation Execution Subunit
- Shoreline Clean-up
- Mangrove Restoration Subunit
- Quality Assurance / Quality Control (QA/QC) Subunit

Remediation Execution

This report outlines the progress achieved during the Phase 2 remediation efforts for Medium Risk sites throughout October 2025. It highlights key elements, including site characterization, the remediation actions initiated, and the status of the overall project completion.

Site Characterization and Mobilization

The Phase 2 remediation efforts encompass two primary stages: site characterization and the remediation action phase. As of October 2025, all 39 contractors procured for the project have successfully mobilized to their respective sites. This mobilization included the completion of crucial site assessment fieldwork geared toward site characterization. The primary focus during this phase consisted of extensive field sampling and thorough data collection, enabling evaluation of the extent and concentration of environmental contaminants present at each site.

Remediation Action Phase

Following the successful approval of their site characterization reports and Remediation Action Plans (RAP), 36 of the 39 contractors have commenced their remediation actions. To address the identified contaminants, the following techniques have been employed:

- In-situ Methods:

- Biosparging: This technique is being utilized for groundwater treatment, enhancing the natural processes that degrade contaminants.
 - Electrokinetic Oxidation: Applied for both soil and groundwater remediation, this method facilitates the removal of contaminants by applying electric fields.
-

- Ex-situ Methods:

- Excavation and Treatment in Biocells: Contaminated soil is being excavated and treated within controlled biocells, promoting bioremediation processes.
- Pump and Treat Systems: This approach is actively being employed for groundwater remediation, allowing for the extraction and treatment of contaminated water.

Progress and Completion

By the end of October 2025, the Phase 2 remediation effort had reached an overall completion rate of **36.71%**.

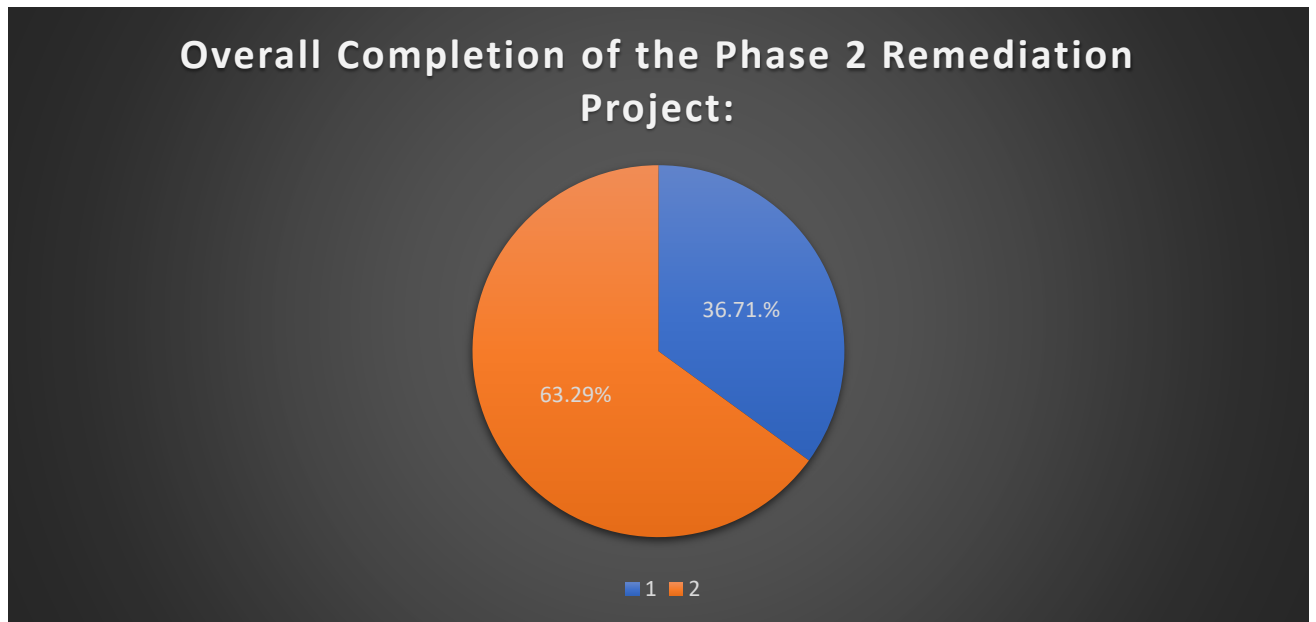


Fig.1: Graphical Representation of the Overall Percentage Completion of the Phase.

Table 1: Status Summary of Key Activities

S/No	Activities	No of Contractors	SMR Lots
1	Mobilized to the Site:	39	1 – 37, 16B & 20B
2	Completed Site characterization/assessment field sampling	39	1-37, 16B & 20B
3	Received regulatory approval to commence Remediation works	38	001-027, 029, 030,031, 032, 033, 034,035, 036, 037 16B & 020B

5	Remobilized for active remediation action phase	36	1-10, 12-27, 29, 30, 32, 33,34, 35, 36, 37, 016B, 020B
6	Soil Treatment ongoing	36	1-10, 12-27, 29, 30, 32, 33,34, 35, 36, 37, 16B & 20B
7	Groundwater Treatment-(Installation)	9	1-6, 10,13, 19, 22,24,29, 32, 33,34 & 37
	Groundwater Treatment & (Monitoring)	17	2-4,2,15,16,18,21,25,26,27,29, 32,33,35 & 36
Overall Completion of Remediation Projects:		36.71%	

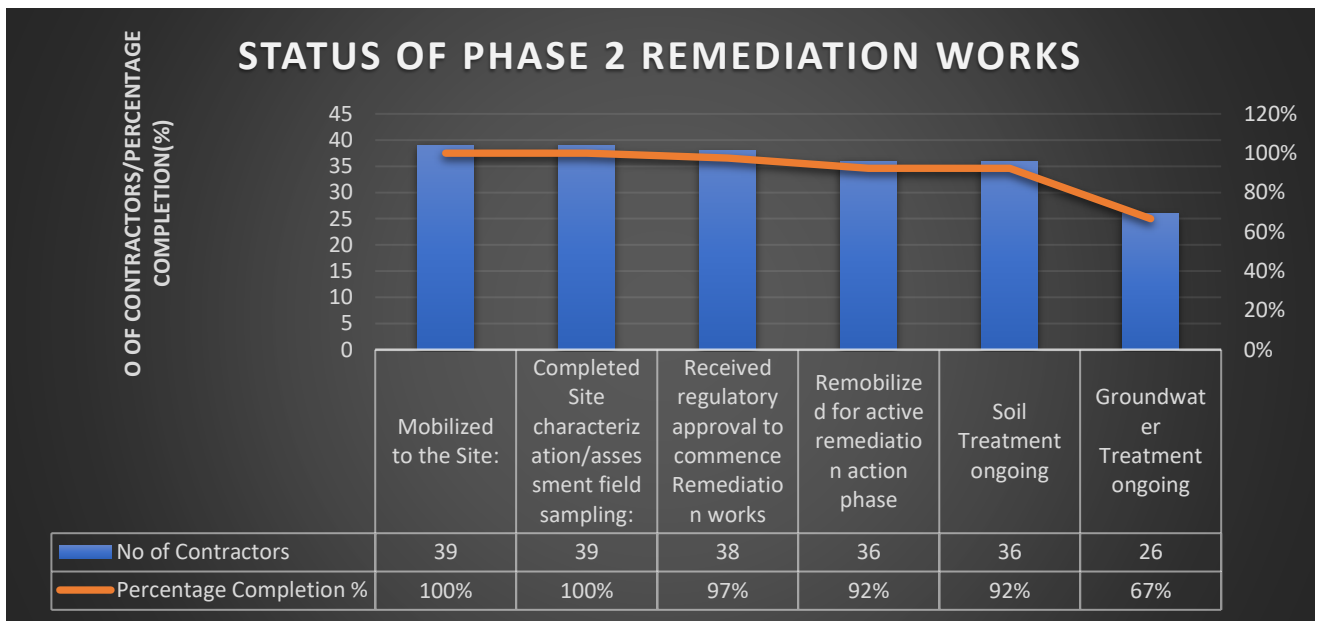


Fig. 2: Graphical Representation of the Overall Status of the Phase 2 Remediation Works as at October 2025

Treatment Summary

Soil Treatment Process

Method Used

Remediation of hydrocarbon-impacted soils across the Phase 2 sites is being implemented using a combination of ex situ and in situ treatment technologies. The treatment methods adopted and their respective coverage are summarized below:

Table 2: Soil Treatment Methods

Soil Treatment Method	No. of Lots
-----------------------	-------------

On-site Ex-situ Bioremediation in Engineered Biocells	34
Electrokinetic Oxidation	1
Secondary / Complementary Options (Airsparging, Biosparging with Recovery Trenches & Pump-and-Treat)	24

Soil Treatment Achievements

As at the end of October 2025, a total of **1,625,840 m³** representing **28.40%** of the total contaminated soil volume, had been successfully treated using approved bioremediation methods.

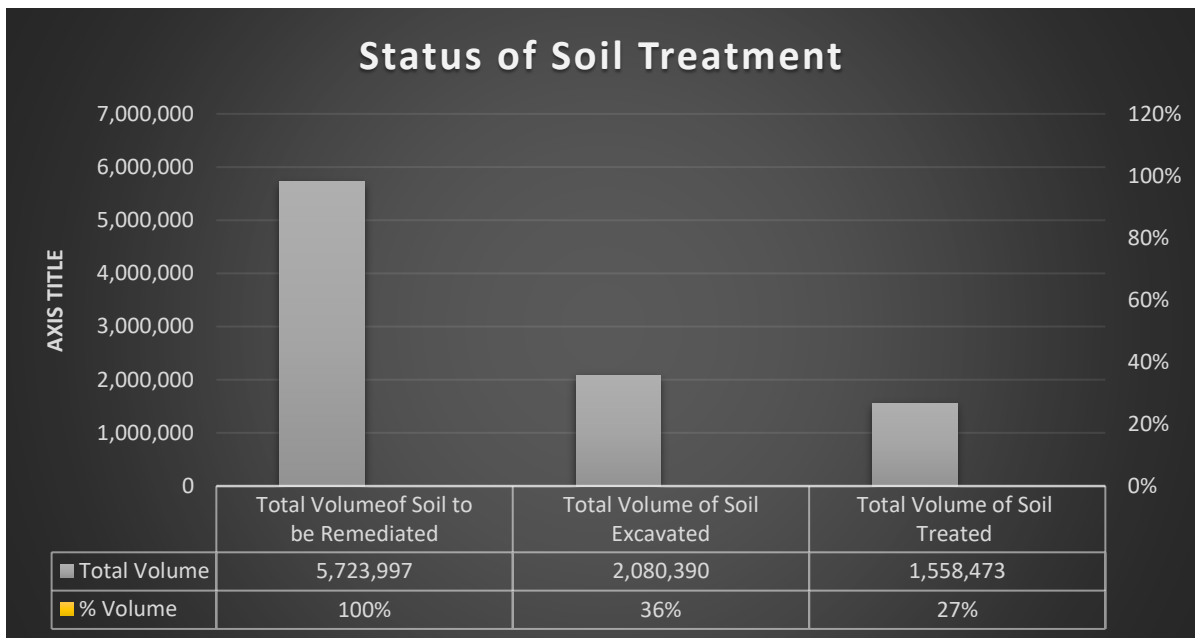


Fig. 3: Graphical Representation of the Status of Soil Treatment

This level of progress reflects the technical complexity and rigorous operational controls required to remediate hydrocarbon-impacted soils across varied geological and site conditions

Groundwater Treatment Process

Groundwater remediation across the Phase 2 sites is being undertaken using the following technologies:

- Biosparging
- Pump-and- Treat Systems
- Electrokinetic Oxidation
- Hybrid systems combining biosparging and pump-and-treat

Table 3: Groundwater Treatment Methods by Lot

Method Used	No. of Lots	SMR Lot Numbers
Biosparging	16	004, 010, 012, 013, 015, 018, 021, 024, 025, 029, 032, 033, 034, 035, 036, 037
Pump-and-Treat	10	001, 002, 004, 006, 016, 019, 021, 022, 026, 027
Electrokinetic Oxidation	1	003

Note: Lots 004 and 021 are using a combination of biosparging and pump-and-treat methods.

Groundwater Treatment Achievements

Groundwater treatment systems were in various stages of deployment across twenty-six (26) lots during the reporting period.

- System installation ongoing: 8 lots
- Active treatment and monitoring: 17 contractors
- Six (6) reported significant reductions in TPH contamination: 1 lot achieved over 70% less than 90%, while 5 lots exceeded 90% reduction.
- Five lots (SMR 004, 015, 021, 026 and 033) have maintained TPH concentrations at or below the regulatory target of 600 µg/L in groundwater.

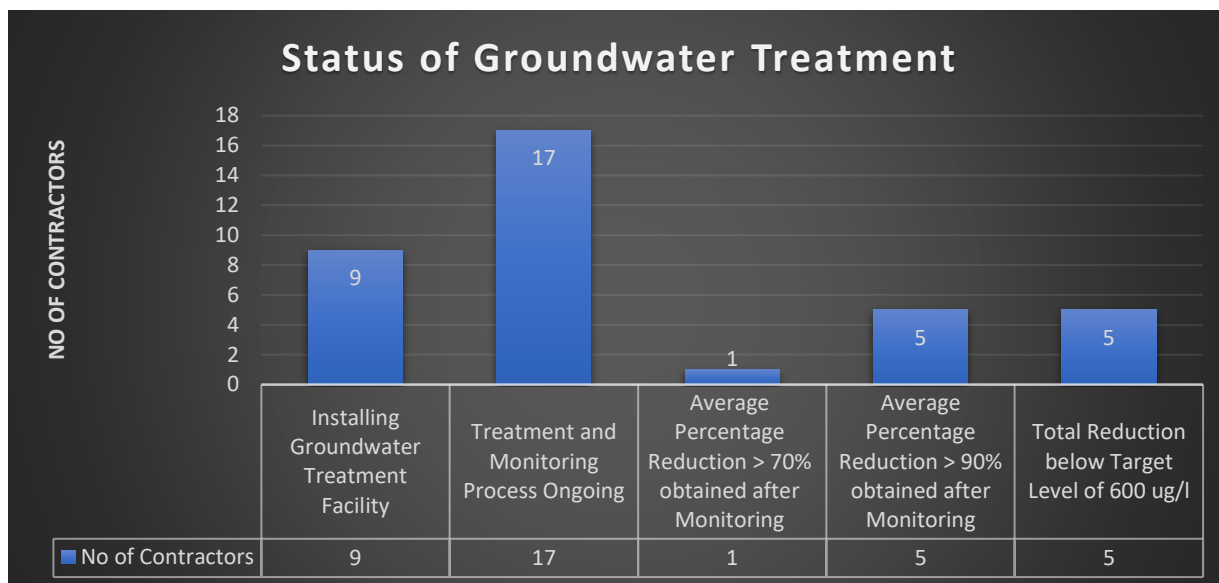


Fig. 4: Graphical Representation of Groundwater Treatment Status

Groundwater remediation remains a dynamic and long-term process influenced by factors such as contaminant smearing above the water table, vertical and lateral migration of pollutants, and potential recontamination from adjacent zones. Continuous monitoring and system optimisation therefore remain critical to achieving and sustaining remediation targets.

Summary of Key Accomplishments

Key achievements recorded during October 2025 include:

- Treatment of over 1.6 million m³ of hydrocarbon-impacted soil.
- Measurable and sustained improvements in groundwater quality across multiple lots.
- Validation of biosparging and hybrid groundwater treatment systems as effective remediation approaches for Medium-Risk sites.

Overall, the Phase 2 remediation works continue on a positive trajectory. With sustained technical oversight, contractor performance management and stakeholder collaboration, the remediation programme remains well positioned to achieve its objectives in subsequent phases.

Table 3: Status of Field Works by Phase 2 Remediation (SMR Lots) Contractors

Lot No.	Site Name	Contractors Name	COMPLETED ACTIVITIES/ACHIEVEMENTS	STATUS OF ACTIVITIES AS AT OCTOBER 2025	Overall work completion Percentage (%)
Lot 001	Ajeokpori-1, Ogale, Eleme LGA	Beachstone Limited	<p>1.Mobilized to site</p> <p>2.Site Office Setup Completed</p> <p>3.Site characterization/assessment field sampling and data collection completed.</p> <p>4.The Site Characterization Report and RAP have been submitted and are under review.</p> <p>5.The contractor has been given provisional approval to commence the Remediation phase of the works.</p> <p>6.Commenced Remediation Action Phase</p>	<p>Remediation Action Phase Ongoing:</p> <p>a) Excavation and treatment of contaminated soils in biocell ongoing.</p> <p>b) Commenced the treatment of Groundwater using the Pump and Treat Method.</p>	35.5
Lot 002	Ajeokpori-2, Ogale, Eleme LGA	Avondale Services and Supplies Limited	<p>1.Mobilized to site.</p> <p>2.Site characterization/assessment field sampling activities completed.</p> <p>3.Site Office Setup Completed</p> <p>4.Baseline sampling ancillary areas</p> <p>5.Submitted site characterization report and RAP for review.</p> <p>6.Biocell construction completed</p> <p>7.The contractor has been given provisional approval to commence the Remediation phase of the works.</p> <p>8.Commenced Remediation Action Phase</p>	<p>Remediation Action Phase Ongoing: a) Excavation and treatment of contaminated soils in biocell ongoing.</p> <p>b) Groundwater treatment is currently in progress using the pump-and-treat method.</p>	42.5
Lot 003	Ajeokpori-3, Ogale, Eleme LGA	Earthpro Unique Integrated Ltd	<p>1.Mobilized to site.</p> <p>2.Site Office Setup Completed</p>	<p>Remediation Action Phase Ongoing: Installation of Electrokinetic</p>	30.0

			<p>3.Site characterization/assessment field sampling and data collection have been completed. The site characterization report and RAP have been submitted.</p> <p>4.The contractor has obtained full regulatory approval for their site characterization report and RAP to commence remedial action.</p> <p>5.Commenced Remediation Action Phase.</p>	Oxidation System for soil and groundwater treatment.	
Lot 004	Ajeokpori-4, Ogale, Eleme LGA	Newline West Africa Limited	<p>1.Mobilized to site.</p> <p>2.Site Office setup completed.</p> <p>3.Site characterization/assessment field sampling and data collection have been completed. The site characterization report and RAP have been submitted.</p> <p>4.The contractor has obtained conditional regulatory approval for their site characterization report and RAP to commence remedial action.</p> <p>5.Commenced Remediation Action Phase</p>	<p>The Remediation Action Phase is ongoing:</p> <p>a) Soil Treatment: Excavation of impacted soils, treatment of contaminated soil, and recovery of free phase oil, transfer of treated soil to staging area.</p> <p>b) Groundwater treatment currently in progress using a combination of biosparging and pump-and-treat methods.</p>	81.0
Lot 005	<p>Site A : Ajeokpori-5, Ogale, Eleme LGA</p> <p>Site B: Okuluebu, Ogale, Eleme LGA</p>	Ecosafe Services Ltd	<p>1.Mobilized to site.</p> <p>2.Completed Site Office for site A.</p> <p>3.Completed site characterization/assessment field sampling and data collection for sites A and B.</p>	Remediation Action Phase Ongoing: Excavation and treatment of contaminated soils in biocell ongoing	25.0

			<p>4.The contractor has been given provisional approval to commence the Remediation phase of the works.</p> <p>5.Commenced Remediation Action Phase</p>		
Lot 006	Ajeokpori-6, Ogale, Eleme LGA	Icren Services Limited	<p>1. Mobilized to the site</p> <p>2. Completion of Site Office</p> <p>3. Site characterization/assessment field sampling and data collection have been completed.</p> <p>4. The site characterization report and RAP have been submitted.</p> <p>5. The contractor has obtained full regulatory approval for their site characterization report and RAP.</p> <p>6. Commenced Remediation Action Phase</p>	<p>Excavation and treatment of contaminated soils in biocell ongoing</p> <p>Commenced Groundwater treatment using Pump and treat technology.</p>	35.5
Lot 007	Ajeokpori-7, Ogale, Eleme LGA	Geokooy Environmental Services Ltd	<p>1. Mobilized to the site</p> <p>2. Completed site office setup.</p> <p>3. Site characterization/assessment field sampling and data collection completed.</p> <p>4. The Characterization Report and RAP have been submitted and are under review.</p> <p>5. Biocell Construction completed</p> <p>6. The Contractor has been given provisional approval by NOSDRA to commence the Remediation phase of the works.</p> <p>7. Commenced Remediation Action Phase</p>	<p>Remediation Action Phase ongoing: Excavation and Treatment of Contaminated soil</p>	31.5
Lot 008		Cagewox Dot Net Ltd	<p>1. Mobilized to the site</p>		

	Ajeokpori-8, Ogale, Eleme LGA		<ol style="list-style-type: none"> 2. Completed site office setup. 3. Site characterization/assessment field sampling and data collection completed. 4. The Characterization Report and RAP have been submitted and are under review. 5. Biocell Construction completed 6. The Contractor has been given provisional approval by NOSDRA to commence the Remediation phase of the works. 7. Commenced Remediation Action Phase 	Remediation Action Phase ongoing: Excavation and Treatment of Contaminated soil	31.5
Lot 009	Ajeokpori-9, Ogale, Eleme LGA	Foxtrot O&G Company Nigeria Ltd	<ol style="list-style-type: none"> 1. Mobilized to the site 2. Completed site office setup. 3. Site characterization/assessment field sampling and data collection completed. 4. The Characterization Report and RAP have been submitted and are under review. 5. Biocell Construction completed 6. The Contractor has been given provisional approval by NOSDRA to commence the Remediation phase of the works. 7. Commenced Remediation Action Phase 	Remediation Action Phase ongoing: Excavation and Treatment of Contaminated soil	31.5
Lot 010	Ajeokpori-10, Ogale, Eleme LGA	Lamor Corp Ab & Dinetuks Nigeria Ltd	<ol style="list-style-type: none"> 1. Mobilized to site. 2. Site Characterization and Assessment- Field sampling completed. 3. Submitted Site Characterization Report and RAP for review 4. The contractor has received regulatory final approval for their site 	Installed injection wells for sparging; however, no work was carried out in the month of May due to a lack of access caused by Chief Appolus's fencing off their work area.	13.5

			<p>characterization report and RAP.</p> <p>5. Commenced Remediation Action Phase</p>		
Lot 011	Ajeokpori-11, Ogale, Eleme LGA	Stefanutti Stocks Hapel Ltd	<p>1. Mobilized to the site.</p> <p>2. Completed Office setup</p> <p>3. Site characterization/assessment field sampling and data collection have been completed.</p> <p>4. The site characterization report and RAP have been submitted.</p> <p>5. The contractor has obtained conditional approval regulatory approval for their site characterization report and RAP to commence remedial action.</p>	The commencement of the Remediation action phase has been paused due to the erected fence around the site's work areas obstructing access to them.	14.5
Lot 012	Ajeokpori-12, Ogale, Eleme LGA	Fibow Petroleum Environmental Engineering Consult Ltd	<p>1. Mobilized to site</p> <p>2. Site Characterization Field sampling completed</p> <p>3. Office Setup Completed</p> <p>4. Biocell Construction completed</p> <p>5. Submitted Site Characterization Report and RAP for review</p> <p>6. The contractor has obtained conditional approval regulatory approval for their site characterization report and RAP to commence remedial action.</p> <p>7. Commenced Remediation Action Phase</p>	Setup of Biosparging Operations - setup of air compressor systems and Drilling of injection wells	38.3
Lot 013	Ajeokpori-13, Ogale, Eleme LGA	Nopec Energy Services Ltd	<p>1. Mobilized to the site</p> <p>2. Site Office Setup Completed.</p> <p>3. Site Characterization/assessment field sampling and data collection completed.</p> <p>4. Site characterization/assessment field sampling and data</p>	a) Setup of Biosparging Operations - Installation of injection wells.	39.9

			<p>collection have been completed.</p> <p>5. The site characterization report and RAP have been submitted</p> <p>6. The contractor has obtained conditional approval regulatory approval for their site characterization report and RAP to commence remedial action.</p> <p>7. Commenced Remediation Action Phase</p>	
Lot 014	Ogale-Ogale, Ogale, Eleme LGA	One Specialty P & S Ltd	<p>1. Mobilized to the site</p> <p>2. Office setup completed</p> <p>3. Site Characterization and Assessment- Field sampling completed</p> <p>4. Submitted Site Characterization Report and RAP for review</p> <p>5. Biocell Construction completed</p> <p>6. The contractor has received regulatory final approval for their site characterization report and RAP.</p> <p>7. Commenced Remediation Action Phase</p>	<p>Remediation Action Phase ongoing:</p> <p>Excavation of impacted Trenches, contaminated soil treatment and recovery of free-phase oil, transfer of treated soil to staging area.</p> <p>33.5</p>
Lot 015	Obaji Oken, Ogale Eleme LGA	Giolee Global Resources Limited	<p>1. Mobilized to site</p> <p>2. Office setup completed.</p> <p>3. Site Characterization and Assessment- Field sampling completed.</p> <p>4. Biocell construction completed.</p> <p>5. Submitted Site characterization report and RAP for review.</p> <p>6. The contractor has obtained the final regulatory approval for their site characterization report and RAP.</p> <p>7. Commenced Remediation Action Phase</p>	<p>The Remediation Action Phase is ongoing:</p> <p>a) Excavation of impacted soils, treatment of contaminated soil, and recovery of free phase oil, transfer of treated soil to staging area.</p> <p>62.5</p>

				<p>b) Backfilling of Excavated Pit with Treated soil</p> <p>c) Biosparging using air compressor systems and installed injection wells.</p>	
Lot 016	Omunwanwan Sime, Tai LGA	Vitruvian Global Resources Limited	<ol style="list-style-type: none"> 1. Mobilized to the site 2. Office setup Completed 3. Site characterization/assessment field sampling and data collection have been completed. The site characterization report and RAP have been submitted. 4. The contractor has obtained conditional regulatory approval for their site characterization report and RAP to commence remedial action. 5. Biocell Construction Completed 6. The contractor has been given provisional approval by regulatory to commence the Remediation phase of the works. 7. Commenced Remediation Action Phase 	<p>The remediation action phase is ongoing.</p> <ol style="list-style-type: none"> a) Excavation and treatment of contaminated soils. b) Treatment of groundwater using Pump and treat system 	40.5
Lot 016B	Barabeedon, K-Dere, Gokana LGA	Esinos Resources International Ltd/ Barabeedon, K-Dere, Gokana	<ol style="list-style-type: none"> 1. Mobilized to site 2. Site Office Setup Completed 3. Site characterization field sampling completed 	<p>The Remediation Action Phase ongoing:</p> <p>Excavation and Treatment of Impacted Soils</p>	26.7

			<p>4. Submitted site characterization report and RAP for review</p> <p>5. Biocell construction ongoing; Laying of HDPE liner</p> <p>6. The contractor has been given provisional approval by regulatory to commence the Remediation phase of the works.</p>		
Lot 017	Omunwanwan, Sime, Tai LGA	Craneburg Construction Company Ltd	<p>1. Mobilized to site.</p> <p>2. Office Setup Completed.</p> <p>3. Biocell Construction completed</p> <p>4. Site characterization/assessment field sampling and data collection have been completed.</p> <p>5. The site characterization report and RAP have been submitted and are currently under review</p> <p>6. The contractor has been given provisional approval by regulatory to commence the Remediation phase of the works.</p> <p>7. Commenced Remediation Action Phase</p>	Remediation Action Phase ongoing: Excavation of impacted Trenches, contaminated soil treatment and recovery of free-phase oil, and transfer of treated soil to the staging area.	27.7
Lot 018	Wiikayako (Well 10), Kpean, Khana LGA	Katech Construction Co. Ltd	<p>1. Mobilized to site.</p> <p>2. Office Setup Completed.</p> <p>3. Site characterization/assessment field sampling and data collection have been completed.</p> <p>4. The site characterization report and RAP have been submitted.</p> <p>5. The contractor has obtained conditional regulatory approval for their</p>	Remediation Action Phase. a) Excavation and treatment of impacted soils ongoing. b) Setup of biosparging system	48.2

			<p>site characterization report and RAP</p> <p>6. The contractor has been given provisional approval by regulatory to commence the Remediation phase of the works.</p> <p>7. Commenced Remediation Action Phase</p>		
Lot 019	Muuborgbara, Biara, Gokana LGA	Jezreel Engineering Services Limited	<p>1. Mobilized to site.</p> <p>2. Office Setup completed</p> <p>3. Biocell Construction completed</p> <p>4. Site characterization/assessment field sampling and data collection completed.</p> <p>5. Submitted the Site Characterization Report and RAP</p> <p>6. The contractor has been given provisional approval by regulatory to commence the Remediation phase of the works.</p> <p>7. Commenced Remediation Action Phase</p>	<p>Remediation Action Phase.</p> <p>a) Excavation and treatment of impacted soils ongoing</p>	29.1
Lot 020	Bara Yiema, Kpite, Tai LGA	Welltime Ltd	<p>1. Mobilized to site</p> <p>2. Office setup completed.</p> <p>3. Site characterization/assessment field sampling and data collection have been completed.</p> <p>4. The site characterization report and RAP have been submitted.</p> <p>5. The contractor has been given provisional approval to commence the Remediation phase of the works after the review of documents.</p> <p>6. The contractor has been given provisional approval by regulatory to</p>	<p>Remediation action phase ongoing: Excavation and treatment of impacted soil</p>	28.5

			commence the Remediation phase of the works. 7. Commenced Remediation Action Phase		
Lot 020B	Barabeedo m, K-Dere, Gokana	Chayoobi Nig Ltd	<ol style="list-style-type: none"> 1. Mobilized to site 2. Office setup completed. 3. Site characterization/assessment field sampling and data collection have been completed. The site characterization report and RAP have been submitted. 4. Biocell construction completed. 5. The contractor has received provisional approval to commence the Remediation phase of the works after the review of documents. 6. The contractor has been given provisional approval by regulatory to commence the Remediation phase of the works. 7. Commenced Remediation Action Phase. 	Remediation action phase ongoing: Excavation and treatment of impacted soil	20.8
Lot 021	Biara, Biara, Gokana LGA	Satel Constructio n Nig. Ltd	<ol style="list-style-type: none"> 1. Mobilized to site 2. Office setup completed. 3. Site characterization/assessment field sampling and data collection have been completed. 4. The site characterization report and RAP have been submitted. 5. The contractor has been given provisional approval to commence the Remediation phase of the works after the review of documents. 6. Biocell construction completed 	Remediation Action Phase ongoing: a) Soil Treatment: Excavation and treatment of impacted soils b) Groundwater r Treatment currently in progress using both Biosparging and Pump and treat treatment technologies.	47.4

			<p>7. The contractor has been given provisional approval by regulatory to commence the Remediation phase of the works.</p> <p>8. Commenced Remediation Action Phase.</p>		
Lot 022	Bera-Bera P/L1, Bera, Gokana LGA	Duluidas Nig. Ltd	<p>1. Mobilized to site.</p> <p>2. Office Setup completed</p> <p>3. Site characterization/assessment field sampling and data collection completed.</p> <p>4. Biocell Construction completed</p> <p>5. Submitted the Site Characterization Report and RAP</p> <p>6. The contractor has received provisional approval to commence the Remediation phase of the works after the review of documents.</p>	<p>The Remediation Action Phase ongoing:</p> <p>a) Excavation and Treatment of Impacted Soils</p> <p>b) Setup of Pump and treat system.</p>	20.5
Lot 023	Bera P/L1-3, Bera, Gokana LGA	Acti & Air Power Ltd	<p>1. Mobilized to site.</p> <p>2. Office Setup completed</p> <p>3. Site characterization/assessment field sampling and data collection completed.</p> <p>4. Submitted Site Characterization Report and RAP.</p> <p>5. Biocell construction ongoing (sandbagging and bundwall formation)</p> <p>6. The contractor has received provisional approval to commence the Remediation phase of the works after the review of documents.</p>	<p>Remediation Action Phase ongoing: Excavation and Treatment of Impacted Soils</p>	15.8
	Bera P/L1-3, Bera, Gokana LGA		<p>1. Mobilized to site</p> <p>2. Office setup completed.</p> <p>3. Site characterization/assessment</p>	<p>Remediation Action Phase.</p> <p>a) Excavation and treatment of</p>	

Lot 024		Roxcon Nigeria Ltd	<p>field sampling and data collection have been completed. The site characterization report and RAP have been submitted.</p> <p>4. The contractor has received full approval to commence the Remediation phase of the works after the review of documents.</p> <p>5. Biocell construction completed</p> <p>6. Commenced the Remediation Action Phase.</p>	<p>impacted soils ongoing.</p> <p>b) installation of biosparging setup.</p>	26.0
Lot 025	Bera P/L1-3, Bera, Gokana LGA	Barewa Investment Ltd	<p>1. Mobilized to site</p> <p>2. Office setup completed.</p> <p>3. Site characterization/assessment field sampling and data collection have been completed. The site characterization report and RAP have been submitted.</p> <p>4. The contractor has received full approval to commence the Remediation phase of the works after the review of documents.</p> <p>5. Biocell construction completed</p> <p>6. Commenced the Remediation Action Phase</p>	<p>Remediation Action Phase.</p> <p>a) Excavation and treatment of impacted soils ongoing</p> <p>b) Biosparging processes ongoing</p>	34.0
Lot 026	Boobanabe PL 1-2, K-Dere, Gokana LGA	Karidav Integrated Services Ltd	<p>1. Mobilized to site</p> <p>2. Office setup completed.</p> <p>3. Site characterization/assessment field sampling and data collection have been completed.</p> <p>4. Submitted site characterization report and remediation action plan (RAP).</p> <p>5. The contractor has received provisional approval to commence the Remediation phase of the</p>	<p>The Remediation Action Phase is ongoing. a) Excavation and treatment of impacted soil.</p> <p>b) Treatment of groundwater using Pump and treat technology.</p>	79.0

			works after the review of documents. 6. Commenced the Remediation Action Phase.		
Lot 027	Boobanabe PL 1-2, K-Dere, Gokana LGA	Transcend Construction Ltd	<ol style="list-style-type: none"> 1. Mobilized to site 2. Office setup completed. 3. Site characterization/assessment field sampling and data collection have been completed. 4. The site characterization report and RAP have been submitted. 5. The contractor has received provisional approval to commence the Remediation phase of the works after the review of documents. 6. Biocell construction completed 7. Commenced the Remediation Action Phase. 	<p>The Remediation Action Phase is ongoing:</p> <ol style="list-style-type: none"> a) Excavation of impacted soils, treatment of contaminated soil, and recovery of free phase oil. b) Treatment of groundwater using Pump and treat system 	38.5
Lot 028	Gior, Dere, K-Gokana LGA	Toledo Engineering Ltd	<ol style="list-style-type: none"> 1. Mobilized to site 2. Site characterization/assessment sampling completed. 3. Submitted site characterization report and Remediation Action Plan for review. 	1. Biocell Construction ongoing.	12.5
Lot 029	Gior, Dere, K-Gokana LG	Bussdor & Comp Ltd	<ol style="list-style-type: none"> 1. Mobilized to site 2. Office setup completed. 3. Site characterization/assessment field sampling and data collection have been completed. 4. The site characterization report and RAP have been submitted. 5. The contractor has received regulatory provisional approval to 	<p>The Remediation Action Phase is ongoing:</p> <ol style="list-style-type: none"> a) Excavation of impacted soils, contaminated soil treatment, and free phase oil recovery. 	48.5

			<p>commence the Remediation phase of the works after the review of documents.</p> <p>6. Commenced the Remediation Action Phase.</p>	<p>b) Installation of Biosparging system for groundwater treatment.</p>	
Lot 030	Kegbara Kpor, Kpor, Gokana LGA	Thaworld Global Resources Ltd	<p>1. Mobilized to site</p> <p>2. Office setup completed.</p> <p>3. Site characterization/assessment field sampling and data collection have been completed. The site characterization report and RAP have been submitted.</p> <p>4. The contractor has received provisional approval to commence the Remediation phase of the works after the review of documents.</p> <p>5. Biocell construction completed</p> <p>6. Commenced the Remediation Action Phase.</p>	<p>Remediation Action Phase ongoing:</p> <p>a) Excavation and treatment of impacted soil, serial transfer of impacted soil.</p>	36.5
Lot 031	Debon, Mogho-Bodo, Gokana LGA	Telmac Engineering Ltd	<p>1. Mobilized to the Site</p> <p>2. Site characterization field sampling and data collection completed</p> <p>3. Submitted for Site characterization Report and Remediation Action Plan for Review</p> <p>4. The contractor has received provisional approval to commence the Remediation phase of the works after the review of documents.</p>	<p>1. Biocell Construction ongoing.</p>	11.5
Lot 032	Peeteh / Boobanabe, K-Dere, Gokana LGA	Halliday Global Services	<p>1. Mobilized to the site</p> <p>2. Completed site office setup.</p> <p>3. Site characterization/assessment field sampling and data collection completed.</p>	<p>The Remediation Action Phase is ongoing:</p> <p>a) Excavation of impacted soils, treatment of contaminated soil,</p>	41.5

			<p>4. The Characterization Report and RAP have been submitted.</p> <p>5. Biocell Construction completed</p> <p>6. The contractor has received provisional approval to commence the Remediation phase of the works after the review of documents.</p> <p>7. Commenced the Remediation Action Phase.</p>	<p>and recovery of free-phase oil.</p> <p>b) Treatment of groundwater using the biosparging method</p>	
Lot 033	Peeteh / Boobanabe, K-Dere, Gokana LGA	Lapideo Multi Services Ltd	<p>1. Mobilized to site</p> <p>2. Office setup completed.</p> <p>3. Site characterization/assessment field sampling and data collection have been completed.</p> <p>4. The site characterization report and RAP have been submitted.</p> <p>5. The contractor has received provisional approval to commence the Remediation phase of the works after the review of documents.</p> <p>6. Commenced the Remediation Action Phase.</p>	<p>The Remediation Action Phase is ongoing:</p> <p>a) Excavation of impacted soils, treatment of contaminated soil, and</p> <p>b) Treatment of groundwater using the biosparging method</p>	83.5
Lot 034	Peeteh / Boobanabe, K-Dere, Gokana LGA	ZGM Investment Group of Companies Ltd.	<p>1. Mobilized to site</p> <p>2. Site Characterization field sampling completed</p> <p>3. The site characterization Report and Rap have been submitted.</p> <p>4. Biocell construction completed</p> <p>5. The contractor has received provisional approval to commence the Remediation phase of the</p>	<p>The Remediation Action Phase is ongoing:</p> <p>1. Excavation of impacted soils, treatment of contaminated soil, and recovery of free phase oil.</p> <p>2. Installation of Biosparging System for</p>	20.5

			works after the review of documents. 6. Commenced Remediation Action Phase.	groundwater treatment	
Lot 035	Kwawa Flow Station & Flare Site, Kwawa, Khana LGA.	Engineering Seven Integrated Konsult Ltd.	1. Mobilized to site 2. Office setup completed 3. The site characterization report and RAP have been submitted. 4. The contractor has received provisional approval to commence the Remediation phase of the works after the review of documents. 5. Commenced Remediation Action Phase.	The Remediation Action Phase is ongoing: a) Excavation of impacted soils, treatment of contaminated soil, and recovery of free phase oil. b) Biosparging operations ongoing for groundwater treatment.	47.5
Lot 036	Kwawa Flow Station & Flare Site, Kwawa, Khana LGA.	Philcom Integrated Ltd.	1. Mobilized to site. 2. Office setup completed. 3. Site Characterization/Assessment field sampling and data collection completed. 4. Submitted Site characterization report and RAP for review. 5. The contractor has obtained full regulatory approval for their site characterization report and RAP to commence remedial action. 6. Commenced Remediation Action Phase.	The Remediation Action Phase is ongoing: a) Excavation of impacted soils, treatment of contaminated soil, and recovery of free phase oil. b) Biosparging around excavated trenches using air compressor systems and installed injection wells.	73.1
Lot 037	Wiikayako (Well 10), Kpean, Khana LGA	Shearforce Nig Ltd.	1. Mobilized to site 2. Office setup completed. 3. Site characterization/assessment	Remediation action Phase ongoing: a) Excavation and treatment of impacted soil and	

		<p>field sampling and data collection have been completed. The site characterization report and RAP have been submitted.</p> <p>4. The contractor has received provisional approval to commence the Remediation phase of the works after the review of documents.</p> <p>5. Biocell construction completed</p> <p>6. Commenced Remediation Action Phase</p>	<p>b) installation of injection wells for biosparging.</p>	
Overall Percentage Completion			36.71	

Activity Photos



Oct 8, 2025 13:29:02
32N 308083 516692
198° S
SMR LOT 23, BERA,
GOKANA L.G.A

Plate 1: Excavation of impacted soil @ SMR Lot 033



**HYPREP Soil and Groundwater
Remediation**

Wed, 15 Oct 2025 15:17
32N 291562 529939

Timemark App
Authentic time, GPS

Plate 2: Excavation of Impacted Soil at SMR Lot 010



Plate 3: Recovery of Free-Phase Products at SMR Lot 016B



Plate 4: Carbonised Soils removed from Impacted Areas at Lot SMR 034




Plate5: Application of Nutrient at SMR Lot 16B



Plate 6: Backfilling of Treated Soil at SMR Lot 033



Plate 7: Biosparging Setup at SMR Lot 012



Plate 8: Groundwater Sampling at SMR Lot 002

1.2 Shoreline Clean-up

- 327 of 487 grids have been completed representing 67.1%
- 984.98 hectares of oil-impacted wetland has been cleaned in readiness of chemistry closeout sampling for mangrove planting
- 1,951 tons of Oily sludge and 2,353 tons of solid waste has been generated from cleanup activities.
- Internal chemistry verification sampling continues
- 11 grids failed SCAT verification – to be revisited on work completion
- 4 grids are ready for SCAT inspection

Contractor Performance Status

Project Performance Summary @		20-Oct-25				
Total Area for Flushing, Agitation and Nipa Removal (ha)	Area Completed (ha)	%_Area Completed	Grids Total	Grids Confirmed	%_Grid Confirmed	Grids SCAT-Ready
1747.6	983.65	56.4	487	327	67.1	4

Hydrocarbon Waste Generated (20 October 2025)

Oily Sludge (Tons)	Solid Waste (Tons)
1,951	2,353

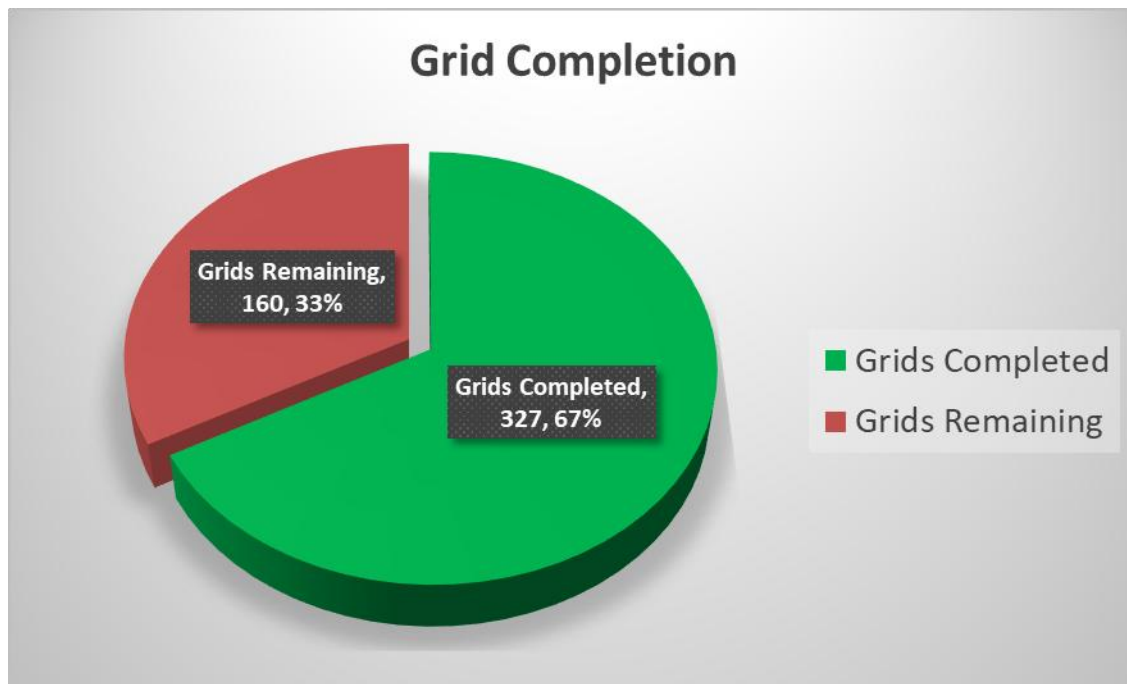


Figure 1: Summary of work Progress

Table 1: Phase 1 Shoreline Contractors

34 SLC CONTRACTORS ON ACTIVE CLEANUP ACTIVITIES				
S/N	Community	Active Contractors	Lot.No	Date of HSE Induction
1	B-Dere	Geoquest Int. Services Ltd	SLC 001	8-May-24
2		Welttime Limited	SLC 002	15-Aug-24
3		Fortified City Technologies Nig Ltd	SLC 003	15-Aug-24
4		Dinetuks Nig. Ltd	SLC 004	2-Apr-24
5		Ekham Ventures Ltd	SLC 005	9-May-24
6		Rivdel Engineering Consultancy Limited	SLC 006	1-Jul-24
7		Navante Oil and Gas Ltd	SLC 007	15-Apr-24
8		Yok Daniel	SLC 008	11-Jun-24
9	K-Dere	Surez Global Resources Nig Ltd	SLC 009	7-Nov-24
10		Mus Engineering	SLC 010	3-Oct-24
11		Geo-Kooy Environmental Services	SLC 011	3-Dec-24
12		ZGM Investment Group of Companies Ltd	SLC 012	17-Jan-25
13		Cagewox Dot Net Ltd	SLC 013	7-Nov-24
14		DLK Oil & Gas Environmental Serv. Ltd	SLC 014	3-Oct-24
15		Bussdor & Company Limited	SLC 015	15-Jan-25
16		Galembic Int'l Ltd	SLC 016	12-Nov-24
17		Carlton Concepts Projects Ltd	SLC 017	7-Nov-24
18		Amazing Environmental Solution Int'l Limited	SLC 018	12-Nov-24
19	Aniset / Shiwinis Integrated Services with Shiwinis Integrated Services	SLC 019	30-Oct-24	
20	Kpor	Serock Energy Services Ltd	SLC 020	19-Dec-24
21		Chavyn Nigeria Ltd	SLC 021	3-Sep-24
22		Wiz China World Engineering Ltd	SLC 022	30-Sep-24
23	Bomu	Iris Eagle	SLC 023	13-Aug-24
24		Transcend Construction Nig. Ltd	SLC 024	1-Apr-24
25		Trutech Engineering Consultant Serv.	SLC 025	8-May-24
26		Abduganas Nig Ltd	SLC 026	2-Apr-24
27		Step Engineering	SLC 027	26-Aug-24
28		Sikodris Nig Ltd	SLC 028	15-Apr-24
29		Camyota Limited	SLC 029	4-Jun-24
30		Icren Services Limited	SLC 030	22-May-24
31		Brant Technologies Ltd	SLC 031	10-May-24
32		Gbereogoni Oil & Gas Ltd	SLC 032	2-Apr-24
33		Goi	Prime Logistics	SLC 033
34	TMCH		SLC 034	20-Aug-24



Figure 2: Overall, Contractor Performance Summary

Table 2: Contractor Performance Status – 20 October 2025

S/N	Project Title	Lot.No	Contractor	%_Mobilization + Salaries	Total Work Scope_Area (ha)	Volume(cubic meter)_Artisanal Refinery	Area Completed (ha)
				25%			
1	Shoreline Clean-up in B/Dere zone 1	SLC 001	Geoquest Int, Services Ltd	12.22	16.5	96,800	8.064694
2	Shoreline Clean-up in B/Dere zone 3	SLC 002	Welltime Limited	10.55	26.0	25,080	22.36853
3	Shoreline Clean-up in B/Dere zone 4	SLC 003	Fortified City Technologies Nig Ltd	10.55	73.6	2,640	36.67799
4	Shoreline Clean-up in B/Dere zone 5	SLC 004	Dinetuks Nigeria Limited with Lamor Coorpration	11.11	23.0	39,600	17.95171
5	Shoreline Clean-up in B/Dere zone 6	SLC 005	Ekhiam Ventures Ltd	12.22	43.3	14,520	27.87623
6	Shoreline Clean-up in B/Dere zone 7	SLC 006	Rivdel Egeineering Consultancy Limited	10.55	33.7	22,440	12.48012
7	Shoreline Clean-up in B/Dere zone 8	SLC 007	Navante Oil and Gas Company Limited	10.00	19.3	5,280	1.005929
8	Shoreline Clean-up in B/Dere zone 9	SLC 008	Yok Daniel Nigeria Limited	12.22	26.7	23,760	21.28824
9	Shoreline Clean-up in K/Dere zone 1	SLC 009	Sures Global Resources Nig Ltd	8.89	23.0	0	16.1811
10	Shoreline Clean-up in K/Dere zone 2	SLC 010	MUS Engineering Consults Limited	10.00	38.8	3,960	21.45597
11	Shoreline Clean-up in K/Dere zone 3	SLC 011	Geo-Kooy Environmental Services	8.89	33.8	21,120	16.06629
12	Shoreline Clean-up in K/Dere zone 4	SLC 012	ZGM Investment Group of Companies Ltd	8.33	29.4	10,560	21.61366
13	Shoreline Clean-up in K/Dere zone 5	SLC 013	Cagewox Dot Net Limited	8.89	40.5	80,520	15
14	Shoreline Clean-up in K/Dere zone 6	SLC 014	DLK Oil & Gas Environmental Services Ltd	9.44	61.3	3,960	28.70641
15	Shoreline Clean-up in K/Dere zone 7	SLC 015	Busdor & Company Limited	8.33	9.2	50,160	4.556345
16	Shoreline Clean-up in K/Dere zone 8	SLC 016	Galembic Int'l Ltd	8.89	50.7	36,960	31.84968
17	Shoreline Clean-up in K/Dere zone 9	SLC 017	Carlton Concept Projects Ltd	8.89	35.1	0	16.02612
18	Shoreline Clean-up in K/Dere zone 10	SLC 018	Amazing Environmental Solution Int'l Limited	8.89	51.9	0	31.71057

S/N	Project Title	Lot.No	Contractor	%_Mobilization + Salaries	Total Work Scope_Area (ha)	Volume(cubic meter)_Artisanal Refinery	Area Completed (ha)	Total N0_Grids	Grids_Completed	%_Completed_Area (ha)	%_Completed_Area 75%_Weighted	%_Completed_Grids	%_Total Work Completion
				25%							75%		100%
18	Shoreline Clean-up in K/Dere zone 10	SLC 018	Amazing Environmental Solution Int'l Limited	8.89	51.9	0	31.71057	13	7	61.10	45.82	53.85	54.71
19	Shoreline Clean-up in K/Dere zone 11	SLC 019	Aniset Integrated Services with Shiwinis Integrated Services	8.89	37.0	0	25.95622	14	10	70.15	52.61	71.43	61.50
20	Shoreline Clean-up in Kpor zone 1	SLC 020	Serock Energy Services and Bessiyi Nigeria Ltd	8.33	14.3	18,700	2.005522	7	2	14.02	10.52	28.57	18.85
21	Shoreline Clean-up in Kpor zone 2	SLC 021	Chavyn Nigeria Limited	10.55	27.9	4,640	27.48	6	6	98.49	73.87	100.00	84.42
22	Shoreline Clean-up in Kpor zone 3	SLC 022	Wiz China World Engineering Ltd	9.44	20.6	20,900	18.67	6	6	90.63	67.97	100.00	77.41
23	Shoreline Clean-up in Bomu zone 1A	SLC 023	Iris Eagle Ltd	10.00	99.6	0	55.70215	21	19	55.93	41.94	90.48	51.94
24	Shoreline Clean-up in Bomu zone 1B	SLC 024	Transcend Construction Limited	11.66	79.9	9,900	50.67326	13	12	63.42	47.57	92.31	59.23
25	Shoreline Clean-up in Bomu zone 2A	SLC 025	Trutech Engineering Consultant Services Ltd	12.22	103.5	0	65.76502	28	17	63.54	47.66	60.71	59.87
26	Shoreline Clean-up in Bomu zone 2B	SLC 026	Abduganas Limited	12.77	62.2	3,850	29.63605	10	8	47.65	35.73	80.00	48.50
27	Shoreline Clean-up in Bomu zone 3A	SLC 027	Step Engineering Services Ltd in partnership with Oakridge Environmental Engineering Inc	11.11	48.7	35,200	33.08384	11	10	67.93	50.95	90.91	62.06
28	Shoreline Clean-up in Bomu zone 3B	SLC 028	Sikodris Nigeria Limited in Partnership with Ken Vic Moore Biz Ventures Nig Limited	12.22	183.8	82,280	140.7209	30	28	76.56	57.42	93.33	69.64
29	Shoreline Clean-up in Bomu zone 4A	SLC 029	Camyota Limited in partnership with Ksplan Consult Limited	11.11	78.8	9,900	23.67148	15	9	30.04	22.53	60.00	33.63
30	Shoreline Clean-up in Bomu zone 4B	SLC 030	Icren Services Limited	12.22	94.8	9,900	33.70543	23	12	35.55	26.67	52.17	38.88
31	Shoreline Clean-up in Bomu zone 5A	SLC 031	Brant Technologies Limited	12.22	134.2	33,000	57.06945	23	21	42.53	31.89	91.30	44.11
32	Shoreline Clean-up in Bomu zone 5B	SLC 032	Gbereogoni Oil and Gas Limited	12.77	69.3	0	24.96563	13	13	36.03	27.02	100.00	39.79
33	Shoreline Clean-up in Goi zone 1	SLC 033	Prime Logistic Integrated Network Ltd	11.66	28.3	36,300	25	7	7	88.34	66.25	100.00	77.91
34	Shoreline Clean-up in Goi zone 2	SLC 034	TMCH Group Limited	10.00	28.9	11,000	15.07767	9	4	52.17	39.13	44.44	49.12
Total				10	1747.6		984.98	487	327	56.4	42.3	67.15	52.74

Table 3: Grid Report – 20 October 2025

Grid Report 20-Oct-25														
S/N	Contractor	Lot No.	Grids Total	Total Confirmed			Grids Rejected		Grids SCAT-Ready		Grid_Area_ha Total	Grid_Area_ha_Confirmed	% Area_Confirm	
				Total	Grid ID	Grid ID	Total	Grid ID	Total	Grid ID				
1	Geoquest Int. Services Ltd	SLC 001	6	4	S09, R09, Q09, P09			0		0	16.5	8.0647	48.88	
2	Weltime Nig. Ltd	SLC 002	7	6	U05, T07, U06, U07, U08, V08			0		0	26.0	22.3685	86.17	
3	Fortified City Tech Ltd	SLC 003	29	12	P01, O02, O01, P02, O04, O05, Q02, P05, N07, M05, N04, Q03			1	P03	0	73.6	36.6780	49.84	
4	Dinetuks Nig. Ltd	SLC 004	8	7	O09, O10, M08, N09, N10, N08, O08			0		0	23.0	17.9517	78.08	
5	Ekhiam Ventures Ltd	SLC 005	13	10	Q05, R05, Q04, Q06, S07, P08, Q08, R04, Q07, P06			0		0	43.3	28.8913	66.72	
6	Rivdel Engineering Consultancy Limited	SLC 006	15	6	Z06, Y07, W08, V05, W05, X06			1	X05	0	33.7	12.4801	37.03	
7	Navante Oil and Gas Ltd	SLC 007	8	2	Z04, Y03			0		1	Y03	19.3	3.5187	18.23
8	Yok Daniel	SLC 008	10	8	P11, Q11, R12, Q12- P10, Q10, R11, T10			0		0	26.7	22.6789	84.94	
9	Surez Global Resources Nig Ltd	SLC 009	9	6	U11, U12, S13, S12, S11, T12			0		0	26.7	16.1811	60.60	
10	MUS Engineering	SLC 010	28	15	O19, P17, O17, N17, N19, O21, O18, P20, P21, L19, O20, L20, N18, L21, K20			1	K21	1	M21	38.8	21.4560	55.30
11	Geo-Kooy Environmental Services	SLC 011	14	6	N26, N25, M25, R24, P24, O23			0		0	33.8	16.0663	47.53	
12	ZGM Investment Group of Companies Ltd	SLC 012	20	14	N27, N28, O28, P28, P29, O29, N29, O30, O31, P31, P30, Q30, Q29			1	Q31	0	29.4	21.6137	73.52	
13	Cagewox Dot Net Ltd	SLC 013	15	6	Q18, R18, P19, Q19, R18, R19			0		0	40.5	15.0000	37.04	
14	DLK Oil & Gas Environmental Serv. Ltd	SLC 014	20	9	T19, U20, T18, W17, W18, U16, V15, S18, V16			0		1	U17	57.8	28.7064	49.71
15	Bussdor & Company Limited	SLC 015	7	5	H29, H30, H31, I29, J30			0		0	9.2	4.5563	49.53	
16	Galembic Int'l Ltd	SLC 016	17	14	Q27, Q28, Q26, R28, R26, R30, S29, T29, R29, R27, V29, U29, T30, S30			3	V30, T28, S26	0	50.7	31.8497	62.82	
17	Carlton Concepts Projects Ltd	SLC 017	11	6	W29, Y25, Y27, Y28, X28, Y26			0		0	35.1	16.0261	45.66	
18	Amazing Environmental Solution Int'l	SLC 018	13	7	O11, O12, N11, N12, M11, M12, T10			0		0	51.9	31.7106	61.10	
19	Aniset / Shiwinis Integrated Services	SLC 019	14	10	O13, P13, Q13, O15, O16, P16, P15, O14, N14, P14			0		0	37.0	25.9562	70.15	
20	Serock Energy Services Ltd	SLC 020	7	2	AB28, AC28			0		1	AC24	14.3	2.0055	14.02
21	Chavyn Nig. Ltd	SLC 021	6	6	Y31, W32, X32, Z31, Y32, Z32			0		0	27.9	27.4800	98.49	
22	Wiz China World Engineering	SLC 022	6	6	X34, Y35, W35, X35, W34			0		0	20.6	18.6700	90.76	
23	Iris Eagle	SLC 023	21	19	O7, G07, G08, G09, E06, F05, F09, G05, E08, G04, F03, G03, D10, F04, D09, C07, C08			0		0	99.6	55.7022	55.93	
24	Transcend Construction Nig. Ltd	SLC 024	13	12	H07, J07, J08, H09, I08, J09, G10, H11, I11, J11, I12, I07			0		0	79.9	50.6733	63.42	
25	Trutech Engineering Consultant Serv.	SLC 025	28	17	L06, M06, M07, N07, O07, P06, P07, P08, Q06, Q07, N06, O06, L05, K05, K06, M05, N05			0		0	103.5	65.7650	63.54	
26	Abduganas Nig Ltd	SLC 026	10	8	L11, L13, M11, N11, O11, Q12, Q11, P12			0		0	62.2	29.6361	47.65	
27	Step Engineering	SLC 027	13	10	P14, S14, Q14, R15, S15, T15, R13, S13, Q12, Q13			0		0	48.7	33.0838	67.93	
28	Sikodris Nig Ltd	SLC 028	30	28	I4, J15, I16, I17, H16, J16, J17, N15, I18, K17, L17, L15, L16, M16, M17, I14, K14, N14			0		0	183.8	140.7209	76.56	
29	Camyota Limited	SLC 029	15	9	E16, E17, E18, F18, E15, D16, D17, D19, C19			2	B18, C18	0	78.8	23.6715	30.04	
30	Icren Services Limited	SLC 030	22	12	G22, E24, H21, E20, F21, G21, E21, E19, E23, D20, F19, F20			0		0	94.8	33.7054	35.55	
31	Brant Technologies Ltd	SLC 031	23	21	I24, I25, K20, L21, E25, J23, J26, L22, L23, K23, J25, K22, G25, K21, H26, I26, J24, J25			2	H26, K25	0	134.2	57.0694	42.53	
32	Gberogoni Oil & Gas Ltd	SLC 032	13	13	M31, L26, L30, L31, K26, L27, M30, K27, L32, M32, M33, L29, L28			0		0	69.3	24.9656	36.03	
33	Prime Logistics	SLC 033	7	7	AD27, AD28, AE25, AD25, AD26, AC27, AE26			0		0	28.3	25.0000	88.34	
34	TMCH	SLC 034	9	4	AJ27, AJ28, AJ29, AK28			0		0	28.9	15.0777	52.17	
Total			487	327				11		4	4	1747.7	984.98	56.36

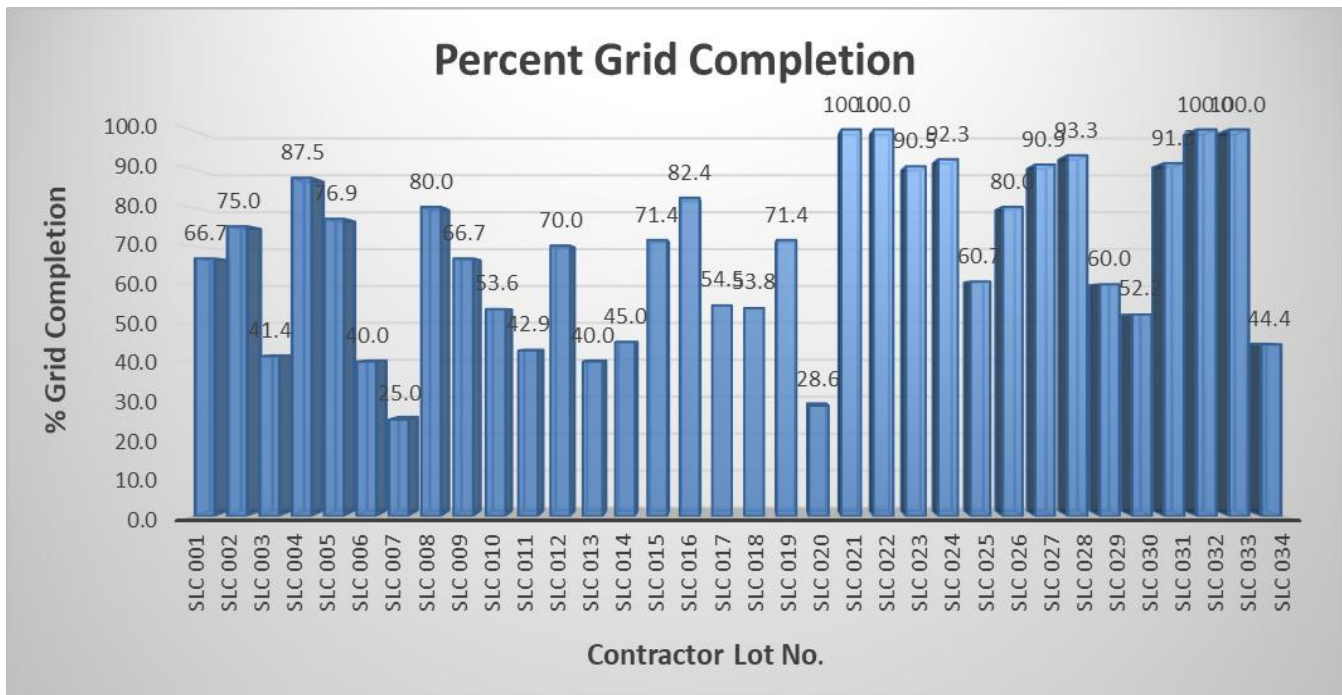


Table 4: Waste Stream – 20 October 2025

Waste Stream Report 20 October 2025							
S/N	Community	Contractor	Lot No.	Waste Generated to date		Waste Evacuated to date	
				Oily Sludge (L)	Solid Waste (Kg)	Oily Sludge (L)	Solid Waste (Kg)
1	B-Dere	Geoquest Int. Services Ltd	SLC 001	217,032	249,300	211,000	199,300
2		Welttime Nig. Ltd	SLC 002	366,638	92,821	82,000	
3		Fortified City Technologies	SLC 003	51,915	15,479.00		2,761
4		Dinetuks Nig. Ltd	SLC 004	65,500	810,000	52,000	414,000
5		Ekhiam Ventures Ltd	SLC 005	141,522	161,500	61,000	136,000
6		Rivdel Eginering Consultan	SLC 006	130,374	49,007	40000	
7		Navante Oil and Gas Ltd	SLC 007	126,300	212,073	33,000	65000
8		Yok Daniel	SLC 008	6,123	11,100	0	0
9	K-Dere	Surez Global Resources Nig	SLC 009	21,230	3,127	0	0
10		Mus Engineering	SLC 010	24,840	128.7	11000	8000
11		Geo-Kooy Environmental S	SLC 011	35,250	1276.7	0	0
12		ZGM Investment	SLC 012	10,357	25600		
13		Cagewox Dot Net Ltd	SLC 013	4,000	750	0	0
14		DLK Oil & Gas Environmer	SLC 014	51,787	4,903	10,000	0
15		Bussdor and Company	SLC 015	13,759	11,825		30,000
16		Galembic Int'l Ltd	SLC 016	150,858	2,610	12,000	
17		Carlton Concepts Projects L	SLC 017	27,890	1000	0	0
18		Amazing Environmental	SLC 018	137,965	5,280	0	0
19		Aniset / Shiwinis Integrated	SLC 019	5,125	3113.6	0	0
20	Kpor	Serock Energy Services Ltd	SLC 020	16,400	323		
21		Chavyn Nig. Ltd	SLC 021	52,000	100.7	49,000	
22		Wiz China World Engineerin	SLC 022	31,300	850	28,300	
23	Bomu	Iris Eagle Nig Ltd	SLC 023	1,720	4,820	0	0
24		Transcend Construction Nig	SLC 024	10,000	110,000		50,000
25		Trutech Engineering Consul	SLC 025	0	9,586		
26		Abduganas Nig Ltd	SLC 026	15,850	261,295	0	0
27		Step Engineering Nig. Ltd	SLC 027	10,200	8,750	0	
28		Sikodris Nig Ltd	SLC 028	27,560	5,112		
29		Camyota Limited	SLC 029	4,515	6,970		
30		Icren Services Limited	SLC 030	24,805	62,040	10,000	31,310
31		Brant Technologies Ltd	SLC 031	30,350	138,700	20,000	152,200
32		Gbereogoni Oil & Gas Ltd	SLC 032	17,100	2,833.00	8,000	
33		Goi	Prime Logistics	SLC 033	74,000	70,000	25,000
34	TMCH		SLC 034	47,000	10,753		
TOTAL				1,951,265	2,353,027	652,300	1,133,571

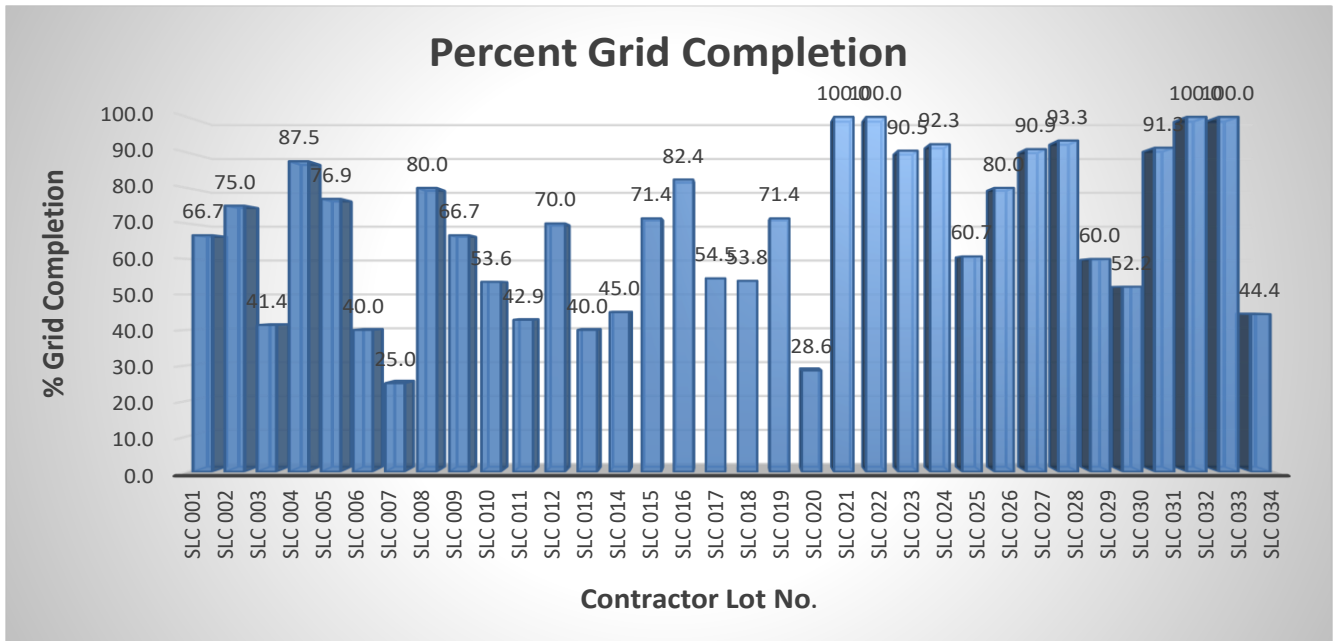


Figure 3: Percentage grid completion by contractors

Accomplishments and Plans for Subsequent Month:

- SCAT-Verification activities continued within the past weeks
- Chemistry Verification Sampling Continues
- Document review of Remediation Action Plan for Artisanal Refinery areas is on-going.
- Continuous contractor supervision and monitoring

SHORELINE CLEANUP ACTIVITIES IN PICTURES

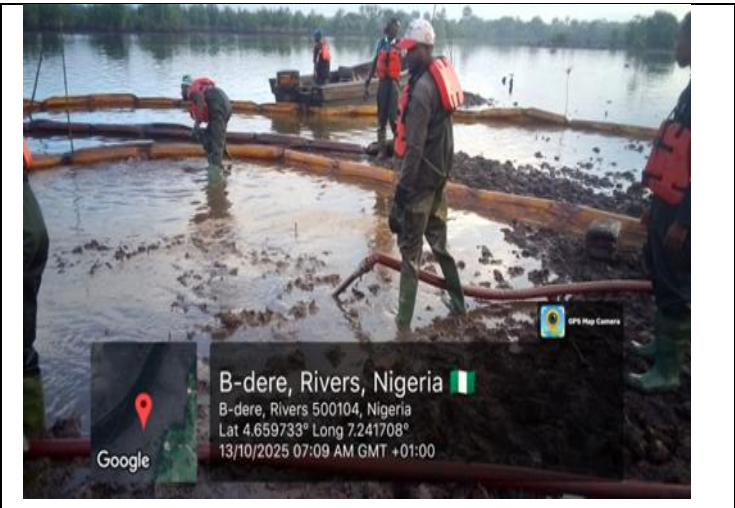


Plate 1: Sediment Flushing, B-Dere

Plate 2: Sediment Flushing, K-Dere

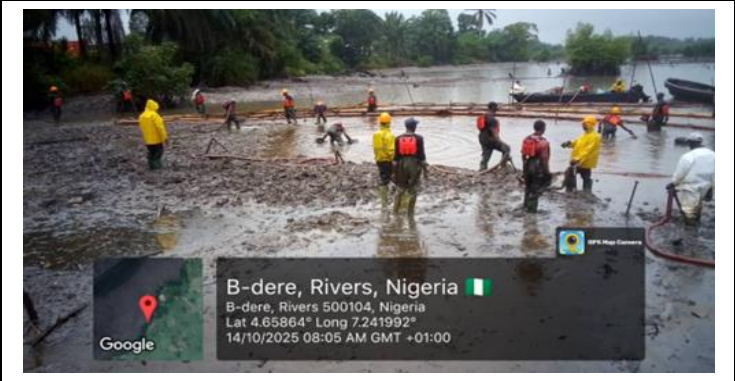
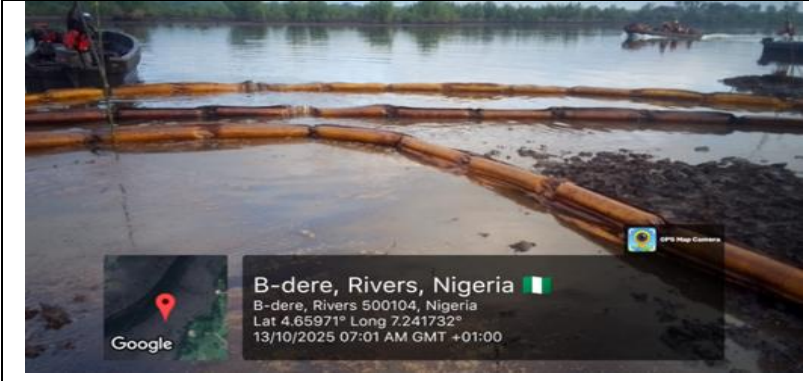


Plate 3: : Booming and Recovery, K-Dere

Plate 4: Sediment Flushing, K-Dere

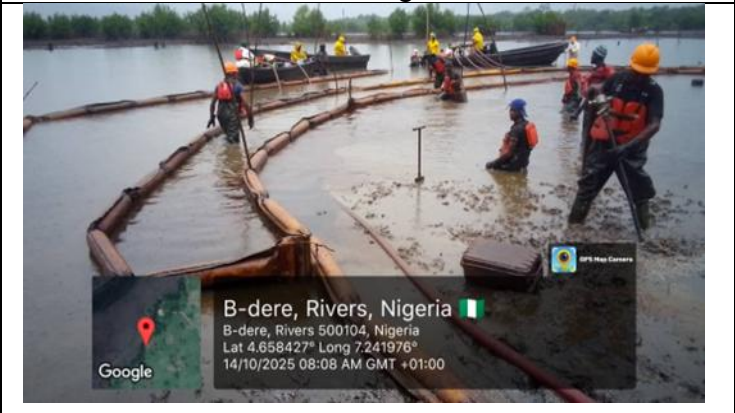



Plate 5: Nipa Palm Removal, K-Dere

Plate 6: Sediment Flushing, K-Dere

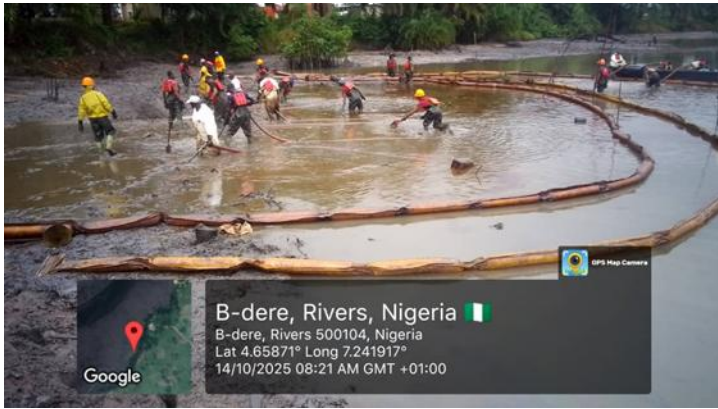


Plate 7: Sediment Flushing, K-Dere



Plate 8: Sediment Flushing, K-Dere

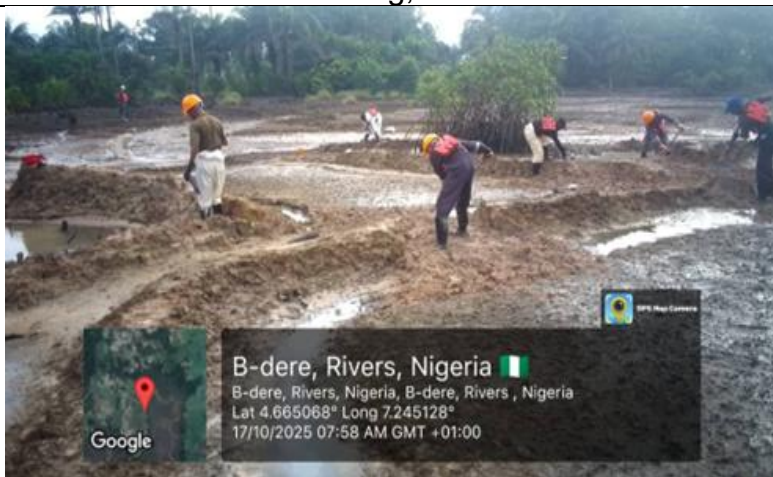


Plate 9: Bund-walls dismantled in K,Dere



Plate 10: Nipa Palm Removal, Bomu



Plate 11: Sediment Flushing, Bomu



Plate 12: Sediment Flushing, Goi



Plate 13: Sediment Flushing, Goi




Plate 14: Sediment Flushing, Bomu


1.3 Mangrove Restoration

A total of 113 grids has been completed and 111 confirmed during the reporting week. As of 25th October 2025, the total number of mangrove seedlings planted in the project is 1,481,192. The project remained at 94% grid and hectares completion rate, respectively. The average seedling condition in confirmed grids, on a scale of 1 to 5, is approximately 4. The average height and leaf count of seedlings on confirmed grids are 61.8 cm and 13.6, respectively. Seven contractors have reported and confirmed the completion of all grids on their lots. Ninety-six (96) grids have been established for long-term monitoring. Seventy-six (76) grids on the project have been monitored for six months, Forty-six (46) grids for nine months, and fifteen (15) grids for twelve months. Six contractor lots have been closed out and are awaiting regulatory certification. Panda Giant MRP Lot 001, which has been out of its project site for over one year, resumed planting on its site two weeks ago. Mangrove monitoring continues this week.

1.3.1 Summary of Mangrove Planting at Bomu Shoreline


113 grids have been reported to be completed. A completed mangrove grid is one in which all Nipa Palms have been removed, the algal mat has been broken, trash has been removed, and all areas within the grid boundary have been planted with mangrove seedlings. HYPREP staff, federal and state regulators, civil society organizations, and representatives of the Bomu community will verify and confirm the completion of the grid 30 days after planting. If the completed grid meets all requirements, all stakeholders confirm their approval. A summary of the planting activities is presented below.

Table 1: Summary Planting Status

		FEDERAL MINISTRY OF ENVIRONMENT HYDROCARBON POLLUTION REMEDIATION PROJECT MANGROVE RESTORATION PROJECT BOMU PLANTING SUMMARY			
LOT	CONTRACTORS NAME	RED MANGROVE	BLACK MANGROVE	WHITE MANGROVE	TOTAL PLANTS
LOT 001	PANDA GIANT DEVELOPERS LTD	87082	15081	17676	119839
LOT 002	2C'S Project Limited	164145	8602	6233	178980
LOT 003	Fabseg Resources Nigeria Limited	173122	36858	28377	238357
LOT 004	Basic Nigeria Technology Limited	118790	3439	3244	125473
LOT 005	A&T HDPE Liner Containment Ltd	91204	16420	12924	119926
LOT 006	Goldstream Investment Limited	185463	5540	17481	208484
LOT 007	Nielson Nigeria Limited	97333	12998	13945	124337
LOT 008	Tedcorp Limited	151072	17017	19218	187397
LOT 009	Abduganas Limited	149706	14720	13912	178399
TOTALS		1217917	130675	133010	1481192

Monday, October 27, 2025

Table 2: Confirmed Grid Summary Data

 HYDROCARBON POLLUTION REMEDIATION PROJECT (HYPREP) MANGROVE RESTORATION PROJECT ONE MONTH MONITORING AND GRID CONFIRMATION SUMMARY DATA				
Grids Visited for Confirmation	Confirmed_Grid	Avg Height (cm) of Plants on all Confirmed Grid	Avg Leave Count of Plants on Confirmed Grid	Seedling_Conditio n (Scale 1-5) 5 = Best
111	111	61.8	13.58	3.96

5.1 Contractors Total, Completed, and Confirmed Grid Summary

6 Project Completion Summary

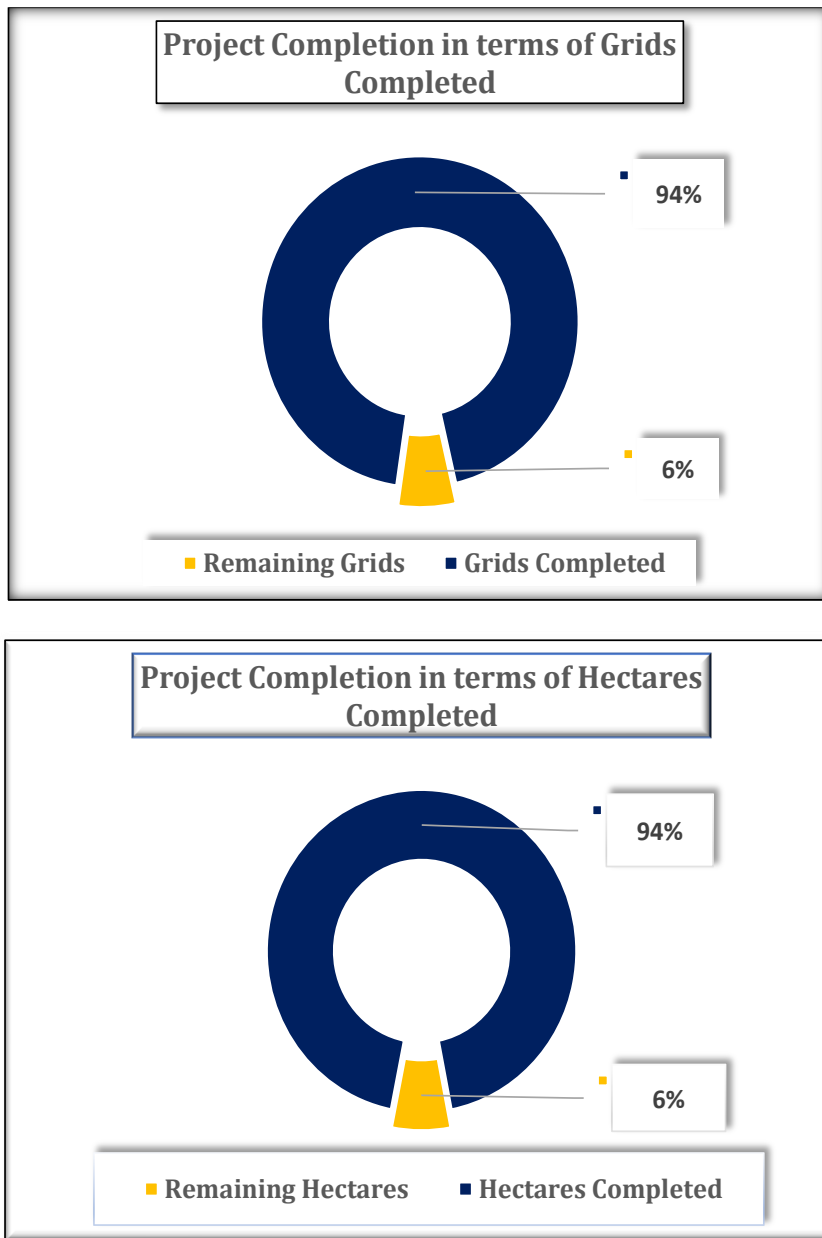


Figure 5: Project completion summary chart

6.1 Percentage Summary of Mangrove Species Planted

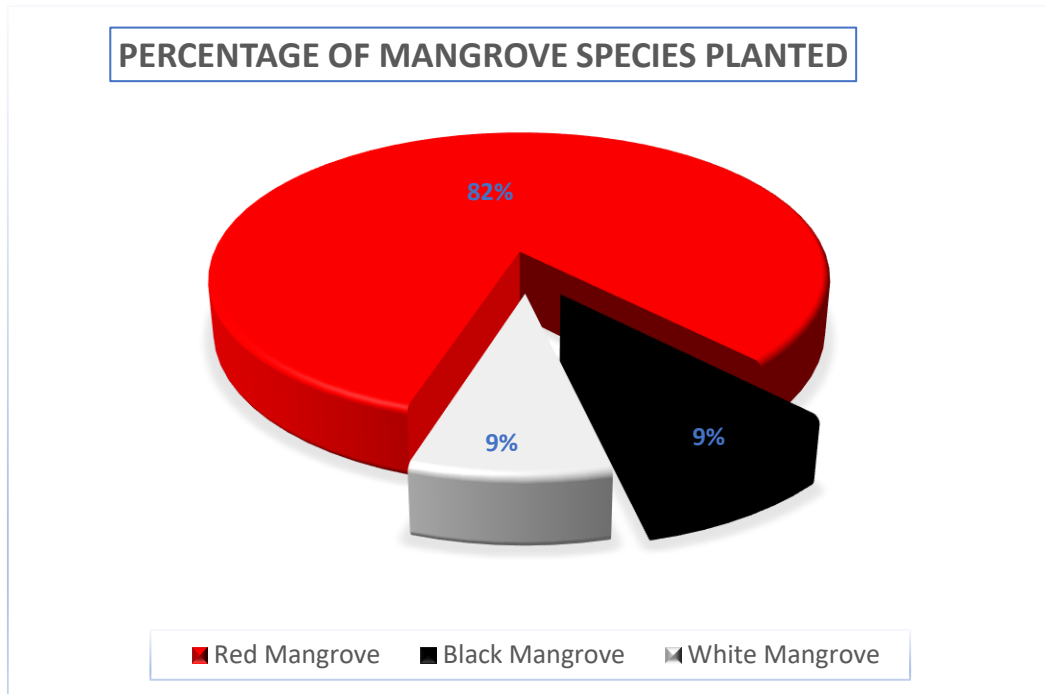


Fig. 4: Percentage Summary of Mangrove Species Planted

Long-Term Mangrove Monitoring

Monitoring plots have been set up on 96 grids for long-term monitoring. Long-term monitoring is done periodically at 3, 6, 9, 12, 18, and 24 months. Three to five plots are set up at 3 months on confirmed grids, depending on the number of seedlings. A follow-up monitoring is repeated on the same plots and tagged plants in subsequent months. Plots are systematically chosen in each grid, and each plot is 7 x 7 m; a centre plant is marked on each plot, and the centre plant coordinates are taken. Random plants are also tagged from the centre plant's North, South, East, and Western points. Each of the five tagged plants is assigned a unique ID, and data such as height, leaf count, girth, leaf condition, primary branching, overall plant condition, and the type of sediment (soil) on the plot are collected. Each plant will be monitored periodically, with quarterly checks for the first year and biannual checks for the second year. Seventeen grids for a six-month monitoring period have been completed, while eight grids have been monitored for nine months.

8. Site Photos





Oct 22, 2025 11:47:16 AM
32N 312635 509062
217° SW
Bolo III
Bonny
Rivers
Altitude:24.4msnm
Speed:0.2km/h
Polychete
Index number: 739

Regulatory closeout of 2cs Project Lot during the week

1.4. QUALITY ASSURANCE/QUALITY CONTROL (QAQC) FOR ENVIRONMENTAL REMEDIATION UNIT SITES IN OCTOBER 2025

Midterm Sampling at Phase 2 LOT SMR

During the month of October, midterm sampling activities were conducted at the following remediation sites:

LoT SMR 003	– Ajeokpori Ogale Community, Eleme LGA
LoT SMR 024	– Bera Community, Gokana LGA
LoT SMR 029	– K-Dere Community, Gokana LGA
LoT SMR 033	– K-Dere Community, Gokana LGA

Sampling Methodology

Soil: Each batch of excavated and treated soil measured approximately 2,500 m³. On average, eight (8) soil samples were collected per batch to verify hydrocarbon reduction levels.

Acceptance Criteria: Treated soils were only approved for storage as “clean soil” if Total Petroleum Hydrocarbon (TPH) concentrations were \leq 1000 mg/kg, the Risk-Based Screening Level (RBSL). Any soils exceeding this threshold were re-treated.

Groundwater: Samples were obtained from designated monitoring Wells across the sites to assess TPH reduction in Groundwater.

Special Reverification: Again, at LoT SMR 003, QA/QC carried out a special verification sampling for only water (7 from Monitoring Wells and 5 from Injection Wells were collected randomly) for Sections A & B only, to ensure treatment effectiveness.

Breakdown of Sampling Activities – October 2025

1. LoT SMR 003 – 12 water samples; (Sections A–B)
2. LoT SMR 024 – 88 soil samples
3. LoT SMR 029 – 10 water samples
4. LoT SMR 033 – 45 soil samples

Total for September 2025

Water samples: 22

Soil samples: 133

Authority to Backfill – Phase 2 SMR Lots

In October 2025, QA/QC did not issue Authority to Backfill for any Lot SMRs.

PROVISION OF POTABLE WATER

OCTOBER 2025 REPORT

2.0 Provision of Potable Water

The Potable water unit of HYPREP is responsible for driving the execution of one of the project's core mandates of providing drinkable water that meets international standards to the people of Ogoniland. Further sustainability plans and community sensitization are ongoing to facilitate the setting up of the various Water Consumer Association (WCAs) that will oversee the daily running of the station.

Batches I and II water project cover rehabilitation/construction of some water schemes across the four Ogoni LGAs (Eleme, Tai, Khana and Gokana) in communities like Bori/kpean; Barako/B-Dere; Terabor; Korokoro/Nonwa; Alesa; Agbonchia, Alode, Aleto, Ebubu/Nsisioken/Ogale, Buan/Bane, Bodo, Bomu/Deyor/Deken, Barayira, Uegwere/Kaa/Beagu, Gwara/Eeken/Gurre, Okwale/Lueku, Taabaa, Kporgor, Koroma, Onne, Eteo etc.

4.1 LOT 1: ALESA, ELEME LGA

Operations and maintenance of the newly rehabilitated Alesa Headworks and booster stations.

4.2 LOT 2: EBUBU/NSISSIOKEN-OGALE, ELEME LGA.

Operation and maintenance of Ebubu station with daily water supply to the Ebubu, Ejama, Agbeta and Obolo communities. Still awaiting variation approval for the completion of Ogale station.

4.3 LOT 3: TERABOR/BIARA, GOKANA LGA

Terabor station has commenced operation and maintenance, currently supplying water to Mogho, Iewe, Kpor, Gbe, Bera, Gioko and Nweol communities. Biara booster station will be completed on approval of the variation.

4.4 LOT 4: BARAKO/B-DERE GOKANA LGA

Operations and Maintenance ongoing at Barako with daily supply of water to the community. Variation approval is still on hold to allow completion of the B-Dere station.

4.5 LOT 5: KOROKORO/NONWA TAI LGA

The Korokoro station is fully functional and supplying water to Korokoro and Ueken communities. For the Nonwa station, contractor's variation approval is still on hold to allow for completion.

4.6 LOT 6: BORI/KPEAN/ZAAKPON, KHANA LGA

The Kpean station is fully functional and supplying water to Kpean and Teenama communities. Awaiting variation approval to allow completion of Bori headwork and Zaakpon booster station

4.7 LOT 7: BUAN/BANE, KHANA LGA.

Activities at Lot 7 includes the construction of 2 headworks, 1 each at Buan and Bane communities respectively. General landscaping, painting, elevated and ground tank construction are completed at Bane station, while plans are underway for the commissioning of the station.



Bane Station getting set for commissioning

4.8 LOT 8: UEGWERE/KAA, KHANA LGA.

Operations and Maintenance ongoing at Uegwere with daily supply of water to the community.



Lift pumps at Uegwere Station

4.9 LOT 9: TAABAA/NYORKURU, KHANA LGA.

Operations and Maintenance ongoing at Taabaa with daily supply of water to the community.



Taabaa Station getting set for commissioning

4.10 LOT 10: LUUSUE SOGHO/KAANI, KHANA LGA

Activities at Lot 10 cover the construction of 2 headworks, 1 each at Luusue Sogho and Kaani respectively. The Kaani water scheme has made appreciable progress with the Installation of ground tank.

4.11 LOT 11: BODO, GOKANA LGA

Operations and Maintenance ongoing at Bodo with daily supply of water to the community.



Ground tank at Bodo Station

4.12 LOT 12: KPITE/HORO, TAI LGA.

Activities at Lot 12 include construction of 1 headwork at Kpите and 1 booster station at Botem. Contractor was out of site all through the month reported.



Ground tank construction at Botem, Tai LGA.

4.13 LOT 13: BOROBARA/KPORGOR, TAI LGA.

Operational maintenance is ongoing at Kporghor station while at Borobara, construction of staff quarter, generator house, filter house, tanks and valve installation ongoing.



4.14 LOT 14: ETEO/ONNE, ELEME LGA.


The Eteo station has been commissioned and on operational maintenance. Construction of ground and elevated tanks foundation at Onne, generator mobilised to Onne.



Eteo Station, Eleme LGA

4.15 LOT 15: BARAYIRA, TAI LGA.

At Barayira, construction of perimeter fence, Staff quarter, generator house, gate house, installation of elevated tank tower currently ongoing.



Elevated tank tower construction at Barayira

4.16 LOT 16: OKWALE/LUEKU, KHANA LGA

Activities at Lot 16 cover the construction of 2 headworks, 1 each at Lueku and Okwale communities. General landscaping ongoing at Okwale.



Laying of kerbs and general on-going, Okwale.

4.17 LOT 17: BOMU/DEEYOR/DEKEN, GOKANA LGA.

Operational maintenance is ongoing at Bomu station. Construction of perimeter fence, Staff quarters, treatment building, generator house, pressure filter house and gate house at Deeyor.



Elevated and ground tank construction at Deeyor

4.18 LOT 18: GWARA/EEKEN, KHANA LGA.

Activities at Lot 18 covers the construction of 1 headwork at Gwara community and 2 booster stations, 1 each at Eeken and Gurre communities respectively. General landscaping, internal reticulation, construction of ground tank and elevated tank, installation of pumps, electrical and plumbing fittings in treatment building, staff quarters, gate house, filter house ongoing at Gwara.



Painting and general landscaping, Gwara

4.19 LOT 19: KOROMA/BUNU, TAI LGA

Construction of treatment building, filter house, staff quarters, generator house, ground tank and elevated tanks and office setting at Koroma, while the Bunu station is on operational maintenance.



Mini laboratory at Bunu

4.20 LOT 20: BEERI/KPONG, KHANA LGA.

Activities at Lot 20 cover construction of 1 headwork at Beeri and 1 booster station at Kpong. The Beeri station has been commissioned and currently at the operational and maintenance phase.



Operational maintenance at Beeri station.

4.21 LOT 21: K-DERE, GOKANA LGA.

Activities at Lot 21 cover construction of 1 headwork at K-Dere community. Payment of homage has been done at the host community. Reticulation work is ongoing within the community while construction of perimeter fencing, ground tank and elevated tank is currently ongoing.



100KVA generator installation at K-Dere site

4.22 LOT 22: WINDMILL POWERED WATER SCHEME

Activities for the windmill powered water projects include the construction of 1 windmill powered water scheme each at Luekue Bagha, Bere, Yaataa, Kalaoko, Kpaa and Wiisueko communities in Khana LGA. Foundation base construction for the wind turbine at Kpaa.



Windmill construction at Kpaa

BATCH 3 WATER PROJECT

Land survey and crop valuation exercise was carried out at some of the communities for the new water project.



Land survey exercise for one of the new water projects at Betem communities

ALTERNATIVE LIVELIHOODS

OCTOBER 2025 REPORT

3.1 LIVELIHOOD UNIT

The Livelihood Unit's October 2025 report captures key activities, engagements, and progress achieved during the month. The major highlight was the facilitation of the 2025 Ogoni Post-Graduate Scholarship Grant. This report captures the computer-Based Test (CBT). This activity forms a critical component of the scholarship implementation cycle undertaken to ensure transparency, merit-based selection, and broad participation across the four Ogoni Local Government Areas.

Sensitization Workshop

The Ogoni Post-Graduate Students Computer-Based Test (CBT) test which held on Saturday 25th October was preceded by a sensitisation workshop in August 2025. The workshop held at Golden Tulip Hotel, Stadium Road, Port Harcourt, and recorded an impressive attendance of over 1,000 postgraduate students. The sensitization exercise helped to:

- Introduce applicants to the purpose, scope, and benefits of the scholarship grant.
- Explain the eligibility criteria, application process, and expected documentation.
- Provide clarity on timelines, evaluation stages, and expectations from applicants.

The sensitization workshop played a vital role in ensuring informed participation and reducing errors during application. Many participants expressed satisfaction with the clarity and opportunity provided to engage directly with the consultant.

Development and launching of the E-Portal

A dedicated e-portal was developed to manage the registration and documentation process for the scholarship exercise. The portal enabled applicants to create profiles, upload necessary documents, and receive notifications throughout the process.

The application portal for the 2025 HYPREP's post graduate scholarship programme was developed and deployed on HYPREP's official website for a period of two (2) weeks from August 29th to September 12th, 2025, by Pa Ed Multi Links Consulting Limited, the consulting firm engaged for the implementation of the 2025 HYPREP post graduate scholarship programme. A total of 906 applicants successfully registered on the portal.

Notification of Applicants and the computer-Based Test (CBT).

Eligible applicants were contacted and formally invited for the CBT through email, SMS, and portal notifications.

Computer-Based Test (CBT) Administration

The CBT was successfully administered on Saturday 25th October 2025 at Ave Maria Internal CBT Centre, East-West Road, Rumuodara, Port Harcourt. The examination process was jointly coordinated in collaboration with relevant units and Pa-Ed Multilink Consulting team.





























3.2 LIVELIHOOD WORK STREAMS

WORKSTREAM 01 – OGONI SOCIOECONOMIC SURVEY




S/N	ACTIVITIES AND TASKS	STATUS	REMARKS
1	Prepare ToRs for Socioeconomic Survey Consultants		Done
2	Organize a strategic session to design the socioeconomic survey tool		Done
3	Review session for designed tool		Done
4	Kick off meeting with survey consultant		Done
5	Review of inception report from consultant		Done
6	Supervision of training for 20 field officers		Done
7	Sensitization within the LGAs		In progress
8	Field work/ data gathering/ stakeholders' engagement		In progress
9	Desktop review and secondary data acquisition		Yet to commence
10	Review of second progress report		Yet to commence
11	Data processing/ classification and interpretation		In progress
12	Review of draft final report		Yet to commence
13	Adoption of Socio-economic survey report		Yet to commence

WORKSTREAM 02 – ENVIRONMENTAL CLUBS:






S/No.	ACTIVITIES AND TASKS	STATUS	REMARKS
1	Establish Environmental clubs in other schools		In progress
2	Provide educational support items to five primary schools per Local Government Area		Procurement Process in progress
3	Update environmental club handbook		Done
4	Supply of support items for the environmental clubs to the PCO		Done

5	Work with environmental clubs to carry out their pet projects.		Done
6	Celebrate World Environment Day with our environmental clubs		Done
7	Celebrate second edition of the Green Frontiers Quiz Competition/Award winning ceremony.		Yet to commence
8	Distribution of support items to environmental clubs across the Four (4) LGAs		In progress
9	Field trips to HYPREP project sites		Yet to commence

WORKSTREAM 03 - UPDATING OF THE LIVELIHOODS UNIT WORKPLAN AND DEVELOPMENT OF KPI'S

S/No.	ACTIVITIES AND TASKS	STATUS	REMARKS
1.	Update Livelihood Workplan for 2025		Done
2.	Develop KPI's for the budget lines and the updated work plan		Done
3.	Deduce quarterly milestones from workplan		In progress

WORKSTREAM 04 – SUPPORTING NANO BUSINESSES, SMEs AND COOPERATIVES IN Ogoniland

S/No.	ACTIVITIES AND TASKS	STATUS	REMARKS
1	Selection of two hundred (200) existing nano businesses to support		In progress
2	Selection of two hundred (200) existing small businesses to support		In progress
3	Selection of Forty (40) existing cooperatives to support per LGA		In progress
4	Supervise the business training sessions to ensure adherence to set standards		Yet to commence
5	Assist with opening and submission of account numbers for business support		Yet to commence








6	Provide business intervention fund for trained businesses	<input type="checkbox"/>	Yet to commence
7	Business exhibition/ support ceremony for trained business owners	<input type="checkbox"/>	Yet to commence
8	Post intervention supervision	<input type="checkbox"/>	Yet to commence
9	Business linkages	<input type="checkbox"/>	Yet to commence

WORKSTREAM 05 – EDUCATIONAL SUPPORT FOR Ogoni STUDENTS





S/No.	ACTIVITIES AND TASKS	STATUS	REMARKS
1	Open the portal for applications from Ogoni students in their final year	<input checked="" type="checkbox"/>	Done
2	Select and notify successful beneficiaries from each LGA	<input type="checkbox"/>	Yet to commence
3	Verification exercise for selected educational support beneficiaries	<input type="checkbox"/>	Yet to commence
4	Provide support to successful 2025 beneficiaries	<input type="checkbox"/>	Yet to commence

WORKSTREAM 06 – TRAININGS

S/No.	ACTIVITIES AND TASKS	STATUS	REMARKS
1	Monitoring trainee continuity percentage	<input type="checkbox"/>	In progress
2	Distribution of start-up kit items to trainees from different skill areas	<input type="checkbox"/>	In progress
3	Compilation of success stories from 2024 HYPREP livelihood trainees	<input type="checkbox"/>	In progress
4	First interface session with Mechatronics trainees to firm up training plans	<input checked="" type="checkbox"/>	Done
5	A day life skill workshop for people living with disabilities	<input checked="" type="checkbox"/>	Done
6	Career coaching for secondary school students	<input checked="" type="checkbox"/>	Done
7	Orientation of successful seafarers' trainees	<input checked="" type="checkbox"/>	Done
8	Notification of successful creative arts' trainees	<input checked="" type="checkbox"/>	Done
9	Notification of successful cabin crew trainees	<input checked="" type="checkbox"/>	Done
10	Handover Seafarers' trainee to the training consultant	<input checked="" type="checkbox"/>	Done
11	Supervise the Seafarers training sessions to ensure adherence to set standards	<input type="checkbox"/>	In progress

12	Orientation of successful creative arts trainees		Done
13	Handover creative arts' trainee to the training consultant		Done
14	Supervise the Creative arts training sessions to ensure adherence to set standards		In progress
15	Handover mechatronics' trainee to the training consultant		Yet to commence
16	Handover aviation's' trainee to the training consultant		Yet to commence
17	Handover 2025 trainees to respective training consultants		Yet to commence
18	Supervising 2025 trainings		In progress

Legend

In Progress  Completed  Delayed  Yet to commence 

PUBLIC HEALTH
OCTOBER 2025 REPORT

4.0 The Public Health Unit



Figure 4.1: Construction of Ogoni Specialist Hospital: Fabrication and Installation of Staircase

The Public Health Unit is constructing two new hospitals to improve healthcare delivery in Ogoni land: the Cottage Hospital at Buan Khana LGA and the Ogoni Specialist Hospital at Kpita, Tai LGA. The Percentage completion of the Buan Cottage Hospital was at 98.7% and the Ogoni Specialist Hospital at 76.8% completion in the August two of 2025. The average mean of both hospital construction is 87.75%. Additionally, the strengthening of four (4) existing health facilities in Ogoniland is at procurement stage The request for procurable items to source for contractors has been submitted to the HYPREP procurement department by the HYPREP Public Health Unit.

4.1 Ogoni Specialist Hospital

Below are the activities status carried out at the Specialist Hospital
 The project is at 76.80% and 71.40% completed on the construction work and medical equipment respectively (based on IPC achieved) October 2025.

Below are the activities status carried out at the Specialist Hospital
 The project is at **76.80% and 71.40%** completed on the construction work and medical equipment respectively (based on IPC achieved) October 2025.

Table 4.1: Status Of Activities at The Ogoni Specialist Hospital

S/N	ACTIVITIES	PROGRESS STATUS	% COMPLETION
1	Design	Completed	100
2	Mobilization/Site clearing	Completed	100
3	Fencing	Ongoing	75
4	Site Set up	Completed	100
5	Industrial Bore Hole Drilling	Completed	100
6	Substructure	Completed	100
7	Main Building Foundation	Completed	100
8	Ground Floor to 1 st Slab	Completed	100
9	1 st Floor Slab to 2 nd Floor Slab	Completed	100
10	2 nd Floor Slab to Roof Beam	Completed	100
11	Top Floor works	Completed	100
12	Lift Engine Room and Water Tank Slabs Works	Completed	100
13	Main Building Roofing	Ongoing	100

	<ul style="list-style-type: none"> • Fabrication of Roof Trusses • Roofing 		
14	Annex Building Roofing <ul style="list-style-type: none"> • Fabrication of Roof Trusses • Roofing 	Completed	100
15	Medical GAS <ul style="list-style-type: none"> • Copper pipping and wedding 	Ongoing	50
16	HVAC FIX ON THE GF	Ongoing	70
17	HVAC FIX ON THE FIRST AND SECOND FLOOR	Ongoing	50
18	ELV Cable Tray Fix	Ongoing	40
17	HVAC FIX ON THE FIRST AND SECOND FLOOR	Ongoing	50
18	ELV Cable Tray Fix	Ongoing	40
19	Installation of Lift	Ongoing	90
20	Installation of Staircase and Ramp	Ongoing	40
21	Floor Screeding on The Ground Floor	Ongoing	10
22	Procurement of Generator	Ongoing	60

Table 4.2: **On-Going Task**

S/N	ACTIVITIES	PROGRESS STATUS	% COMPLETION
1	Scaffolding	Ongoing	70
2	Plastering of GF and First Floor (Internal)	Ongoing	95
3	Electrical Boxes And DB Setting	Ongoing	95
4	Extension of Electrical Power Socket Pipes GF	Ongoing	92
5	Medical Gas Pipe Fix On GF	Ongoing	95

6	HVAC Fix on the First Floor	Ongoing	60
7	HVAC Fix on GF	Ongoing	70
8	Roofing Main Building	Ongoing	98
9	ELV tray Fix on the GF	Ongoing	50
10	Installation of Lift	Ongoing	90
11	Electrical Piping on the 1 st Floor	Ongoing	90
12	Electrical Piping On the 2 nd floor	Ongoing	90
13	Plastering And skimming on the 2 ND Floor (Internal)	Ongoing	90
14	Installation of Staircase 1, 2 And RAMP	Ongoing	40
15	Plumbing Pipe Fix on the 1 ST Floor	Ongoing	95
16	Plumbing Pipe Fix on the 2 ND Floor	On going	90
17	Medical Gas Pipe Fix on GF Floor	Ongoing	65
18	Medical Gas Pipe Fix on 2 nd Floor	Ongoing	60
19	Floor Screeding on The Ground and First Floor.	Ongoing	30
20	Medical Gas pipe Fix on 1 st Floor	Ongoing	65
21	External plastering And Skimming	On going	20


ACTIVITIES PICTURES




BLOCKWORK FOR REST ROOM ON GROUND FLOOR



WINDOW FRAMES AND GLASS BEFORE INSTALLATION



WALL SCREEDING



INSTALLATION OF WINDOW FRAME

BUAN COTTAGE HOSPITAL



EXTERNAL WALL SCREEDING

Below are the activities status carried out at the Buan cottage Hospital
 The project is at **98.7% completed on the construction work** (based on IPC achieved)
 October 2025.

Table 4.3: Status Of Activities At the Buan Cottage Hospital

S/N	ACTIVITIES	PROGRESS STATUS	% COMPLETION
1	Generator House	Completed	100
2	Security House	Completed	100
3	Landscaping and Interlocking Works	Ongoing	95
4	Internal and External doors fabrication and fixing	Ongoing	95
5	Fence Coping and plastering	Ongoing	99
6	Window Net all On Site and Installation	Ongoing	10
7	Electrical fittings	Ongoing	90
8	Sanitary wear	Ongoing	95
9	Installation of Water Tank Stand	Ongoing	70
10	Fence Column Rendering and Other Minor Works	Ongoing	60

11	Fabrication and Installation of Entrance Gates, Fence Bulglary and Barb Wires	Ongoing	20
12	Generator Installation	Pending	
13	Borehole Drilling	Pending	
14	Internal and External Wall painting	Pending	
15	Installation of Roof Drain Water Collector	Pending	
16	Fixing of Cabinet Drawers, Chairs, beds, Stretchers, etc	Pending	
17	Test Running	Pending	
18	Demobilize From Site	Pending	

Table 4.4: On-Going Task

S/N	ACTIVITIES	PERCENTAGE COMPLETION	REMARK
1	General/preliminaries	100	
2	Substructure 1	100	
3	Substructure 2	100	
4	Substructure 3	100	
5	Ground Floor Superstructure	100	
6	First Floor Slab	100	
7	First Floor superstructure	100	
8	Roof Beam and Concrete Fascia	100	
9	Roof	100	
10	Doors & window	97/100	
11	Finishes1	90	
12	Finishes 2	70	
13	Fittings and fixture	95	
14	Plumbing Installations	95	
15	Electrical Installation	95	
16	Electrical works	55	

ACTIVITIES PICTURES



EXTERNAL WALL SCREEDING AND LANDSCAPPING



LABORATORY CUPBOARDS



CHANGE OVER SWITCH INSTALLATION



GEAR SWITCH BUS INSTALLED



CABLE TRAY AT GENERATOR HOUSE INSTALLATION

CENTRE OF EXCELLENCE FOR ENVIRONMENTAL RESTORATION UNIT (CEER)

OCTOBER 2025 REPORT



5.0 Centre of Excellence for Environmental Restoration Unit (CEER)

The Centre of Excellence for Environmental Restoration is one of the recommendations contained in the UNEP's environmental assessment report. In implementing the report, HYPREP commence the construction of a centre of Excellence in Environmental Restoration in June 2023 with an expected completed duration of 24 months.

The centre will amongst other, carry out the following functions:

1. To institutionalize HYPREP activities
2. Provide leadership and direction in research and training direction in environmental and livelihood restoration.
3. Support capacity building for personnel, students and public
4. Engage in innovative research for development
5. Promote best practices in remediation and restoration by leveraging on HYPREP experiences.
6. Create framework for collaborations, partnerships and knowledge provision to increase return on investment (ROI).

This report is to present the status of activities of the Unit for the month of October 2025.

5.1: Achievement

The construction of CEER is advancing with many critical infrastructures tending towards completion. The total completion rate is 93.0%.

In the month under review, **478** Ogoni community workers were engaged on site working and earning their livelihood.

Table 5.1: Percentage Completion for each Work Front

1.00	Faculty of Vocational Skill Acquisition	Target	Achieved	Remarks
1.1	Substructure	100	100	Completed
1.2	Superstructure	100	100	Completed
1.3	Roof Carcass	100	100	Completed
1.4	Plastering	100	100	Completed
1.5	Ceiling grille	100	100	Completed
1.6	Electrical conduit	100	100	Completed
1.7	Mechanical conduit	100	100	Completed
1.8	Roof work	100	100	Completed
1.9	Window Installation	100	100	Completed
1.10	Wall screeding	100	100	Completed
1.11	Floor tiles	100	100	Completed
1.12	Cable tray Installation	100	100	Completed
1.13	Painting	100	100	Completed
1.14	Door installation	100	100	Completed
1.15	Suspended Ceiling	100	100	Completed
1.16	Burglary Proof Installation	100	100	Completed
1.17	Electrical work	100	100	Completed
1.18	Telecommunication cable	80	100	Ongoing
1.19	AC Outdoor/ Split Indoor unit	100	100	Completed
1.20	WC Installation	100	100	Completed
2.00	Library			
2.1	Substructure	100	100	Completed
2.2	Superstructure (Block works)	100	100	Completed
2.3	Steel Roof work	100	100	Completed
2.4	Electrical conduit	100	100	Completed
2.5	Mechanical conduit	100	100	Completed
2.6	Window Frame	100	100	Completed
2.7	Roof beam	100	100	Completed

2.8	Ceiling grille	100	100	Completed
2.9	Plastering	100	100	Completed
2.10	Window Glass	100	100	Completed
2.11	Roof Covering	100	100	Completed
2.12	Floor Tiling work	100	100	Completed
2.13	Wall Tiling work	100	100	Completed
2.14	Cable tray Installation	100	100	Completed
2.15	Suspended ceiling	100	100	Completed
2.16	Door Installation	100	100	Completed
2.17	Painting	100	100	Completed
2.18	Wall Screed	100	100	Completed
2.19	Electrical work	100	100	Completed
2.20	Burglary Proof Installation	100	100	Completed
2.21	Telecommunication cable	80	100	Completed
2.22	AC Outdoor/ Split Indoor unit	100	100	Completed
2.23	WC Installation	100	100	Completed
3.00	Faculty of Environmental Research and Development			
3.1	Substructure	100	100	Completed
3.2	Superstructure (Block works)	100	100	Completed
3.3	Frame	100	100	Completed
3.4	Electrical conduit	100	100	Completed
3.5	Mechanical conduit	100	100	Completed
3.6	Plastering	100	100	Completed
3.7	Roof carcass	100	100	Completed
3.8	Roof covering	100	100	Completed
3.9	Suspended Ceiling/Ceiling grille	100	100	Completed
3.10	Window Installation	100	100	Completed
3.11	Wall Screeding	100	100	Completed
3.12	Floor Tiling work	100	100	Completed
3.13	Wall Tiling work	100	100	Completed
3.14	Cable tray Installation	100	100	Completed
3.15	Telecomm cable	80	100	Ongoing
3.15	Door installation	100	100	Completed
3.16	Painting	100	100	Completed
3.17	Electrical work	100	100	Completed
3.18	AC Outdoor/ Split Indoor unit	100	100	Completed
3.19	Burglary Proof Installation	100	100	Completed
3.20	Toilet Cubicle Partition	100	100	Completed
3.21	WC Installation	100	100	Completed
4.00	Classroom			

4.1	Substructure	100	100	Completed
4.2	Block wall	100	100	Completed
4.3	Framework	100	100	Completed
4.4	Roof carcass	100	100	Completed
4.5	Plastering	100	100	Completed
4.6	Electrical conduit	100	100	Completed
4.7	Mechanical conduit	100	100	Completed
4.8	Ceiling grille	100	100	Completed
4.9	Window installation	100	100	Completed
4.10	Roof covering	100	100	Completed
4.11	Floor Tiling work	100	100	Completed
4.12	Suspended ceiling	100	100	Completed
4.13	Screeding	100	100	Completed
4.14	Wall Tiling work	100	100	Completed
4.15	Door installation	100	100	Completed
4.16	Cable tray Installation	100	100	Completed
4.17	Telecommunication cable	80	100	Ongoing
4.18	Painting	100	100	Completed
4.18	Electrical work	100	100	Completed
4.19	AC Outdoor/ Split Indoor unit	100	100	Completed
4.20	Burglary Proof Installation	100	100	Completed
4.21	WC Installation	100	100	Completed
5.50	Students Dormitory Female			
5.1	Substructure	100	100	Completed
5.2	Blackwall	100	100	Completed
5.3	Framework	100	100	Completed
5.4	Suspended slab	100	100	Completed
5.5	Roof steel work	100	100	Completed
5.6	Suspended Ceiling	100	100	Completed
5.7	Plastering	100	100	Completed
5.8	Electrical conduit	100	100	Completed
5.9	Mechanical Conduit pipe	100	100	Completed
5.10	Roof Cover	100	100	Completed
5.11	Floor Tiling work	100	100	Completed
5.12	Wall Tiling work	100	100	Completed
5.13	Wall Screeding	100	100	Completed
5.14	Window installation/Burglary proof	100	100	Completed
5.15	Door installation	100	100	Completed
5.16	Cable tray Installation	100	100	Completed

5.17	Telecommunication cable	80	100	Ongoing
5.18	Electrical work	100	100	Completed
5.19	Roof Slab Felting	100	100	Completed
5.20	WC Installation	100	100	Completed
5.21	Painting	100	100	Completed
5.22	AC Outdoor/ Split Indoor unit	100	100	Completed
6.00	Students Dormitory (Male)			
6.1	Substructure	100	100	Completed
6.2	Superstructure (Block works)	100	100	Completed
6.3	Framework	100	100	Completed
6.4	Suspended slab	100	100	Completed
6.5	Roof steel work	100	100	Completed
6.6	Suspended Ceiling	100	100	Completed
6.7	Plastering	100	100	Completed
6.8	Electrical conduit	100	100	Completed
6.9	Mechanical conduit pipe	100	100	Completed
6.10	Roof cover	100	100	Completed
6.11	Floor Tiling work	100	100	Completed
6.12	Wall Screeding	100	100	Completed
6.13	Window installation/Burglary proof	100	100	Completed
6.14	Wall Tiling work	100	100	Completed
6.15	Door Installation	100	100	Completed
6.16	Electrical Cable Tray	100	100	Completed
6.17	Telecommunication cable	80	100	Ongoing
6.18	Electrical work	100	100	Completed
6.19	Roof Slab Felting	100	100	Completed
6.20	WC Installation	100	100	Completed
6.21	Painting	100	100	Completed
6.22	AC Outdoor/ Split Indoor unit	100	100	Completed
7.00	Security Quarters			
7.1	Substructure	100	100	Completed
7.2	Superstructure (Block work)	100	100	Completed
7.3	Roof work	100	100	Completed
7.4	Plastering	100	100	Completed
7.5	Ceiling	100	100	Completed
7.6	Floor/wall Tiling	100	100	Completed
7.7	Painting	100	100	Completed
7.8	Door Installation	100	100	Completed
7.9	Window	100	100	Completed
7.10	Mechanical Installation	100	100	Completed

7.11	Electrical work	100	100	Completed
7.12	Telecommunication cable	80	100	Ongoing
7.13	WC Installation	100	100	Completed
8.00	3-bedroom Duplex (10 pcs)			
8.1	Substructure	100	100	Completed
8.2	Superstructure (Block works)	100	100	Completed
8.3	Frame	100	100	Completed
8.4	Suspended slab	100	100	Completed
8.5	Electrical conduit	100	100	Completed
8.6	Mechanical conduit	100	100	Completed
8.7	Plastering	100	100	Completed
8.8	Window frame installation	100	100	Completed
8.9	Roof Steel Carcass	100	100	Completed
8.10	Roof Covering	100	100	Completed
8.11	Aluminium Window Glass	100	100	Completed
8.12	Floor/Wall Tiling	100	100	Completed
8.13	Suspended Ceiling/grille	100	100	Completed
8.14	Wall Screed	100	100	Completed
8.15	Handrail	100	100	Completed
8.16	Electrical work	100	100	Completed
8.17	Door Installation	100	100	Completed
8.18	Painting	100	100	Completed
8.19	Telecommunication cable	80	100	Ongoing
8.20	Burglary Proof Installation	60	100	Ongoing
8.21	WC Installation	100	100	Completed
9.00	2 Bedroom Flat 1 (2 pcs)			
9.1	Substructure	100	100	Completed
9.2	Superstructure (Block works)	100	100	Completed
9.3	Frame	100	100	Completed
9.4	Mechanical piping	100	100	Completed
9.5	Electrical piping	100	100	Completed
9.6	Plastering	100	100	Completed
9.7	Window frame installation	100	100	Completed
9.8	Roof Carcass	100	100	Completed
9.9	Ceiling grille	100	100	Completed
9.10	Roof Covering	100	100	Completed
9.11	Window Glass	100	100	Completed
9.12	Floor/Wall Tiling	100	100	Completed
9.13	Suspended Ceiling	100	100	Completed

9.14	Door Installation	100	100	Completed
9.15	Telecommunication cable	80	100	Ongoing
9.16	Electrical work	100	100	Completed
9.17	Painting	100	100	Completed
9.18	AC Outdoor/ Split Indoor unit	100	100	Completed
9.19	WC Installation	100	100	Completed
10.00	2 Bedroom Flat 2 (4 pcs)			
10.1	Substructure	100	100	Completed
10.2	Frame	100	100	Completed
10.3	Superstructure (Block works)	100	100	Completed
10.4	Mechanical piping	100	100	Completed
10.5	Plastering	100	100	Completed
10.6	Window Installation	100	100	Completed
10.7	Roof Steel Carcass	100	100	Completed
10.8	Roof Covering	100	100	Completed
10.9	Floor Tiling work	100	100	Completed
10.10	Suspended Ceiling	100	100	Completed
10.11	Electrical Conduit	100	100	Completed
10.12	Ceiling grille	100	100	Completed
10.13	Wall Tiling work	100	100	Completed
10.14	Screeding	100	100	Completed
10.15	Door Installation	100	100	Completed
10.16	Telecommunication cable	80	100	Ongoing
10.17	Electrical work	100	100	Completed
10.18	Painting	85	100	Ongoing
10.19	AC Outdoor/ Split Indoor unit	100	100	Completed
10.20	Burglary Proof Installation	90	100	Ongoing
10.21	WC Installation	100	100	Completed
11.00	1 Bedroom Flat (4 pcs)			
11.1	Substructure	100	100	Completed
11.2	Frame	100	100	Completed
11.3	Superstructure (Block works)	100	100	Completed
11.4	Mechanical piping	100	100	Completed
11.5	Plastering	100	100	Completed
11.6	Roof steel work	100	100	Completed
11.7	Window Frame installation	100	100	Completed
11.8	Aluminium roof covering	100	100	Completed
11.9	Aluminium glass	100	100	Completed
11.10	Suspended ceiling	100	100	Completed
11.11	Floor Tiling work	100	100	Completed
11.12	Wall Tiling work	100	100	Completed

11.13	Electrical conduit	100	100	Completed
11.14	Suspended Ceiling grille	100	100	Completed
11.15	Wall screed	100	100	Completed
11.16	Door Installation	100	100	Completed
11.17	Electrical work	100	100	Completed
11.18	Telecommunication cable	80	100	Ongoing
11.19	Painting	85	100	Ongoing
11.20	AC Outdoor/ Split Indoor unit	100	100	Completed
11.21	Burglary Proof Installation	100	100	Completed
11.22	WC Installation	100	100	Completed
11.23	Kitchen Worktop	60	80	Ongoing
12.00	Canteen			
12.1	Substructure	100	100	Completed
12.2	Frame	100	100	Completed
12.3	Mechanical Conduit pipe	100	100	Completed
12.4	Roof slab	100	100	Completed
12.5	Block work	100	100	Completed
12.6	Plastering	100	100	Completed
12.7	Structural Roof Truss	100	100	Completed
12.8	Aluminium window Frame	100	100	Completed
12.9	Electrical conduit piping	100	100	Completed
12.10	Wall Tiling work	100	100	Completed
12.11	Ceiling grille/Suspended Ceiling	100	100	Completed
12.12	Floor Tiling work	100	100	Completed
12.13	Window glass	100	100	Completed
12.14	Aluminium Roof Covering	100	100	Completed
12.15	Cable tray Installation	100	100	Completed
12.16	Door Installation	100	100	Completed
12.17	Electrical work	100	100	Completed
12.18	Painting	90	100	Ongoing
12.19	Telecommunication cable	80	100	Ongoing
12.20	AC Outdoor/ Split Indoor unit	100	100	Completed
12.21	WC Installation	100	100	Completed
13.00	Shopping Plaza			
13.1	Substructure	100	100	Completed
13.2	Frame	100	100	Completed
13.3	Block work	100	100	Completed
13.4	Plastering	100	100	Completed

13.5	Roof Covering	100	100	Completed
13.6	Electrical conduit	100	100	Completed
13.7	Mechanical conduit	100	100	Completed
13.8	Suspended Ceiling/grille	100	100	Completed
13.9	Aluminium window	100	100	Completed
13.10	Floor Tiling work	100	100	Completed
13.11	Wall tiling	100	100	Completed
13.12	Electrical work	100	100	Completed
13.13	Door Installation	100	100	Completed
13.14	Roof slab felting	100	100	Completed
13.15	Painting	100	100	Completed
13.16	Telecommunication cable	85	100	Ongoing
13.17	AC Outdoor/ Split Indoor unit	100	100	Completed
13.18	Burglary Proof Installation	100	100	Completed
13.19	WC Installation	100	100	Completed
14.00	Clinic			
14.1	Substructure	100	100	Completed
14.2	Block works	100	100	Completed
14.3	Frame	100	100	Completed
14.4	Plastering	100	100	Completed
14.5	Roof covering	100	100	Completed
14.6	Window installation	100	100	Completed
14.7	Suspended Ceiling grille	100	100	Completed
14.8	Electrical conduit	100	100	Completed
14.9	Mechanical conduit	100	100	Completed
14.10	Wall Screeding	100	100	Completed
14.11	Suspended Ceiling	100	100	Completed
14.12	Floor Tiling work	100	100	Completed
14.13	Wall Tiling work	100	100	Completed
14.14	Door Installation	100	100	Completed
14.15	Cable tray Installation	100	100	Completed
14.16	Electrical work	100	100	Completed
14.17	Telecommunication cable	80	100	Ongoing
14.18	Painting	90	100	Ongoing
14.19	AC Outdoor/ Split Indoor unit	100	100	Completed
14.20	WC Installation	100	100	Completed
15.00	Fencing/ External work			
15.1	Block work	100	100	Completed
15.2	Excavation/ backfilling	100	100	Completed
15.3	Concrete blinding for fence foundation	100	100	Completed

15.4	Rendering	80	100	Ongoing
15.5	Column/Beam work	100	100	Completed
15.6	Retaining wall	100	100	Completed
15.7	Coping	95	100	Ongoing
16.00	Road Work			
16.1	Earth work	96	100	Ongoing
16.2	Asphalt	97	100	Ongoing
16.3	Concrete Krebs	97	100	Ongoing
17.00	DRAINAGE WORK			
17.1	Installation of Precast drain	95	100	Ongoing
17.2	External Drainage/Cover	91	100	Ongoing
18.00	Admin Block			
18.1	Substructural Work	100	100	Completed
18.2	Block works	100	100	Completed
18.3	Frame	100	100	Completed
18.4	Suspended slab	100	100	Completed
18.5	Electrical conduit	100	100	Completed
18.6	Mechanical conduit	100	100	Completed
18.7	Staircase	100	100	Completed
18.8	Plastering	100	100	Completed
18.9	Ceiling grille/Suspended Ceiling	100	100	Completed
18.10	Wall Screeding	100	100	Completed
18.11	Cable tray Installation	100	100	Completed
18.12	Aluminium window Frame	100	100	Completed
18.13	Wall Tiling	100	100	Completed
18.14	Curtainwall Frame Installation	100	100	Completed
18.15	Lift Installation	85	100	Ongoing
18.16	Ceiling cassette AC Installation	100	100	Completed
18.17	Roof Slab Felting	100	100	Completed
18.18	Door Installation	100	100	Completed
18.19	Floor Tiling	100	100	Completed
18.20	Refrigerant Pipes	100	100	Completed
18.21	Painting	100	100	Completed
18.22	AC Duct Installation	100	100	Completed
18.23	Handrail	100	100	Completed
18.24	Electrical work	100	100	Completed
18.25	Telecommunication cable	80	100	Ongoing
18.26	WC/Urinary/Wash hand basin Installation	100	100	Completed

18.27	Kitchen Worktop	60	80	Ongoing
19.00	Auditorium			
19.1	Substructural Work	100	100	Completed
19.2	Super structure (Gallery)	100	100	Completed
19.3	Frame	100	100	Completed
19.4	Electrical conduit	100	100	Completed
19.5	Mechanical conduit	100	100	Completed
19.6	Roof slab	100	100	Completed
19.7	Block works	100	100	Completed
19.8	Plastering	100	100	Completed
19.9	Roof Steel Work	100	100	Completed
19.10	Window frame installation	100	100	Completed
19.11	Window glass	100	100	Completed
19.12	Cable tray Installation	100	100	Completed
19.13	Roof Slab Felting	100	100	Completed
19.14	Roof Covering	100	100	Completed
19.15	Ceiling AC Cassette Installation	100	100	Completed
19.16	Fiberglass Installation	100	100	Completed
19.17	Acoustic wall cladding	100	100	Completed
19.18	Floor Tiling	100	100	Completed
19.19	Wall tiles	100	100	Completed
19.20	Refrigerant Pipes	100	100	Completed
19.21	Painting	100	100	Completed
19.22	Electrical work	100	100	Completed
19.23	AC Outdoor/ Split Indoor unit	100	100	Completed
19.24	Handrail	100	100	Completed
19.25	Suspended Ceiling	100	100	Completed
19.26	Telecommunication cable	80	100	Ongoing
19.27	Door Installation	100	100	Completed
19.28	Roof Slab Felting	100	100	Completed
19.29	Wall screed	100	100	Completed
20.00	CLUB HOUSE			
20.1	Sub-structure	100	100	Completed
20.2	Mechanical conduit piping	100	100	Completed
20.3	Electrical conduit piping	100	100	Completed
20.4	Suspended slab	100	100	Completed
20.5	Roof Slab	100	100	Completed
20.6	Block work	100	100	Completed
20.7	Plastering	100	100	Completed

20.8	Aluminium Window	100	100	Completed
20.9	Roof steel work	100	100	Completed
20.10	Ceiling grille	100	100	Completed
20.11	Wall Tiling	100	100	Completed
20.12	Floor Tiling	100	100	Completed
20.13	Aluminium Roof Covering	100	100	Completed
20.14	Cable tray installation	100	100	Completed
20.15	Wall screed	100	100	Completed
20.16	Painting	100	100	Completed
20.17	Door Installation	100	100	Completed
20.18	Roof Slab Felting	100	100	Completed
20.19	Electrical work	100	100	Completed
20.20	Suspended Ceiling	100	100	Completed
20.21	Telecommunication cable	80	100	Completed
20.22	AC Outdoor/ Split Indoor unit	100	100	Completed
20.23	WC/Urinary/Wash hand basin Installation	100	100	Completed
21.00	GATE HOUSE			
21.1	Sub-structure	100	100	Completed
21.2	Suspended slab	100	100	Completed
21.3	Frame	100	100	Completed
21.4	Superstructure (Block works)	100	100	Completed
21.5	Plastering	100	100	Completed
21.6	Wall Screeding	100	100	Completed
21.7	Electrical conduit	100	100	Completed
21.8	Mechanical installation	80	100	Ongoing
21.9	Window installation	100	100	Completed
21.10	Roof Slab Felting	100	100	Completed
21.11	Floor/wall Tiling	100	100	Completed
21.12	Door Installation	100	100	Completed
21.13	Electrical work	85	100	Ongoing
21.14	WC Installation	100	100	Completed
21.15	Painting	100	100	Completed
22.00	POWERHOUSE			
22.1	Sub-structure	100	100	Completed
22.2	Frame	100	100	Completed
22.3	Roof Slab	100	100	Completed
22.4	Window installation	100	100	Completed
22.5	Plastering	100	100	Completed
22.6	Block work	100	100	Completed

22.7	Electrical conduit	100	100	Completed
22.8	Mechanical conduit	100	100	Completed
22.9	Screeding	100	100	Completed
22.10	Floor Finish	85	100	Ongoing
22.11	Roof Slab Felting	100	100	Completed
22.12	Generator set placement	100	100	Completed
22.13	Door Installation	100	100	Completed
22.14	Electrical work	90	85	Ongoing
22.15	Acoustic wall cladding	100	100	Completed
22.16	Painting	85	100	Ongoing
23.00	WATER BOARD			
23.1	Sub-structure	100	100	Completed
23.2	Superstructure (Block works)	100	100	Completed
23.3	Frame	100	100	Completed
23.4	Roof slab	100	100	Completed
23.5	Plastering	100	100	Completed
23.6	Electrical conduit	100	100	Completed
23.7	Mechanical conduit	100	100	Completed
23.8	Roof Slab Felting	100	100	Completed
23.9	Window installation	100	100	Completed
23.10	Wall Screeding	100	100	Completed
23.11	Door Installation	100	100	Completed
23.12	Roof Slab Felting	100	100	Completed
23.13	Floor Finish	85	100	Ongoing
23.14	Painting	85	100	Completed
23.15	Mechanical Installation	85	100	Testing
24.00	ELEVATED WATER TANK			
24.1	Sub-structure	100	100	Completed
24.2	Tank stanchion Installation	100	100	Completed
25.00	FIRE FIGHTING WATER POOL/RAW WATER TANK FOUNDATION			
25.1	Sub-structure	100	100	Completed
25.2	Superstructure	100	100	Completed
26.00	PARKING LOT			
4.26.1	Parking lot 1 and 2 (interlocking)	100	100	Completed
27.00	EXTERNAL WORK			
27.1	Land scaping (grassing)	70	100	Groundwork
27.2	Tree planting	87	100	Ongoing

27.3	Mechanical plumbing work (pipes, chambers)	95	100	Ongoing
27.4	Interlocking walkway	77	100	Ongoing
27.5	External cable work	92	100	Ongoing
27.6	Streetlight	92	100	Ongoing
28.00	FOOTBALL PITCH			
28.1	Earth work/Preparation	100	100	Completed
28.2	Drainage	100	100	Completed
28.3	Track Asphalt Road	100	100	Completed
28.4	Grassing	96	100	Ongoing
28.5	Tartan track Installation	78	100	Ongoing
29.00	MICROBIOLOGY/CHEMISTRY WET LAB			
29.1	Sub-structure	100	100	Completed
29.2	Frames	100	100	Completed
29.3	Block work	100	100	Completed
29.4	Roofing work	100	100	Completed
29.5	Plastering	100	100	Completed
29.6	Window Installation	100	100	Completed
29.7	Painting	65	100	Ongoing
29.8	Suspended Ceiling	85	100	Ongoing
29.9	Electrical work	20	30	Ongoing
29.10	Mechanical work	40	50	Ongoing
29.11	Painting	50	60	Ongoing
30.00	ENGINEERED BIOCELL/INCINERATION AREA			
30.1	Sub-structure	100	100	Completed
30.2	Frames	100	100	Completed
30.3	Slab	100	100	Completed
30.4	Staircase	100	100	Completed
30.5	Structural steel roof	100	100	Completed
30.6	Block work	95	100	Ongoing
30.7	Plastering	90	100	Ongoing
30.8	Window Installation	100	100	Completed
30.9	Door Installation	30	100	Ongoing
30.10	Painting	30	40	Ongoing
31.00	TABLE TENNIS/BASKETBALL/BADMINTON COURT			
31.1	Sub-structure	100	100	Completed
31.2	lighting	95	100	Ongoing
31.3	Basketball Hoop stand	100	100	Completed

ACTIVITIES PICTURES



Fig.1: Administrative building



Fig. 2: Auditorium



Fig. 3: Library



Fig. 4: Classroom Block



Fig. 5: Faculty of Research and Development



Fig.6: Faculty of Environmental Research



Fig. 7: Student Residential Area



Fig. 8 Club House



Fig. 9: Canteen



Fig. 10: Clinic



Fig. 11: Shopping Complex



Fig. 12: Generator House



Fig. 13: Recreational Areas



Fig. 14: Basketball Cort



Fig. 15: ICSMC



Fig. 16: Security House

5.2 Challenges

1.The contractor's work pace has reduced. This is because the contractor is seeking variation approval.

5.3 Look Ahead

In 2025, the following activities are to be carried out.

- 1.Complete the construction of CEER
- 2.Inaugurate committee for operationalization of CEER
- 3.Commence Operationalization of CEER
- 4.Carry out inter-ministerial oversight visit
- 5.Staff Capacity enhancement
- 6.Commence data mining and archiving for transmission to CEER
- 7.Attend workshops, Seminars and symposium

OGONILAND POWER TRANSMISSION LINE PROJECT, PHASE 1

OCTOBER 2025 REPORT



Figure 6.1: Project Coordinator, Prof. Nenibarini Zabbey, BOT Chairman Hon. Emmanuel Deeyah and BOT members at Wiiyaakara Substation – Khana LGA

6.0 Ogoniland Power Transmission Line Project, Phase 1

Ogoni Power Project consist of the Engineering, Procurement and Construction (EPC) of Two 60MVA 132/33kV Transmission Substations at Wiiyaakara and Bodo respectively, as well as a 132kV DC 62 Km Transmission Line, across the four LGAs of Ogoniland.

The Report on the Ogoniland Power Transmission Line Project, Phase 1 for the period under review covers the activities as shown and stated below.

6.1 Project Administration

HYPREP Technical Support Unit, the contractor- Energovod Engineering Limited, and the project consultant – OSKA-JO & PARTNERS LTD continue to meet bi-weekly on work progress and project delivery.

The overall performance percentage as of date of reporting is 57.60%

6.2 Summary of Performance Status

Table 1: Construction of 132kV Transmission Lines (62 Km) and Two (2) Numbers 60MVA Power Substations.

S/No	Activity	Status	Remarks
1.1	Transmission lines activities	57.19%	
1.2	Wiiyaakara substation activities	57.73%	
1.3	Bodo substation activities	57.95%	

6.3 Transmission Lines

Table 2. Transmission Line Status

S/No	Activity	Status	Remarks
1.1	Transmission Lines Activities	57.19%	All 59 designs approved by consultant; balance attributed to As-built
			Material Ordered, Manufacturing in progress, FAT, Shipping, Custom Clearance, Transportation to Site
			Bush Clearing, Security Gate, Security Gate House, Block-wall Fence, Staff Quarters

6.4 Wiiyaakara Substation

Table 3: Wiiyaakara Substation Status.

S/No	Activity	Status	Remarks
1.2	Wiiyaakara Substation Activities	57.73%	193 designs approved by consultant out of 197 designs
			Material Ordered, Manufacturing in progress, FAT, Shipping, Custom Clearance, Transportation site
			Bush Clearing, Security Gate, Security Gate House, Block-wall Fence, Staff Quarters

6.5 Bodo Substation

Table 4: Bodo Substation Status

S/No	Activity	Status	Remarks
1.3	Bodo Substation Activities	57.95%	193 designs approved by consultant out of 197 designs
			Material Ordered, Manufacturing in progress, FAT, Shipping, Custom out of 215 designs Clearance, Transportation to site
			Bush Clearing, Security Gate, Security Gate House, Block-wall fence, Material Ordered, Manufacturing in progress, Staff Quarters

6.6 Activities Photos



Figure 1: Bodo (Gokana LGA) Substation Staff Quarters Toilet Tiling




Figure 4: Levelling of Switchyard area at Wiiyaakara (Khana LGA) Substation

